

Liebherr Barge Slewing

LBS



LIEBHERR

LBS-type floating cranes

The LBS-series is well-adapted for moving loads between ocean-going ships (up to the Capesize class) and barges as well as small riverboats in inland waterways. Additionally Liebherr offers green and efficient technologies that increase turnover and simplify bulk handling at the same time. Proven technology and consistent service support: More than 1,400 harbour cranes delivered to more than 100 countries. The highly technological cranes from Liebherr make an important contribution towards development and competitiveness of the maritime industry.

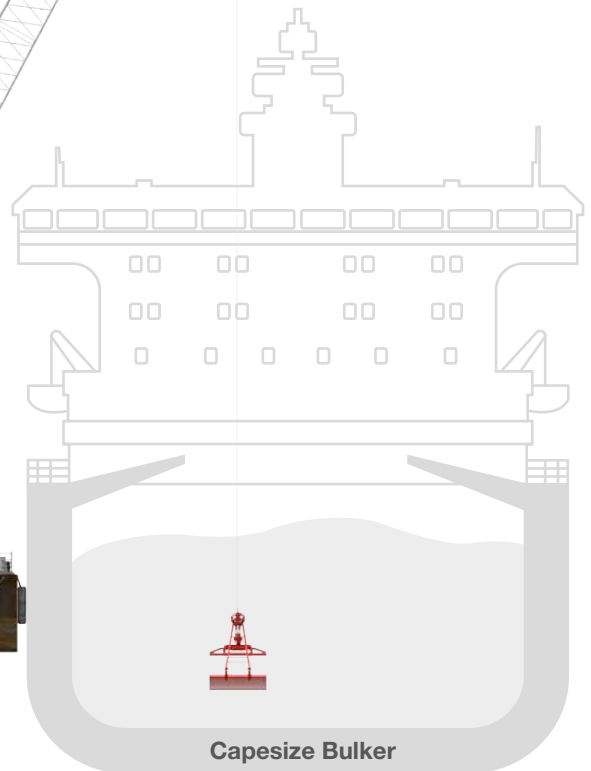
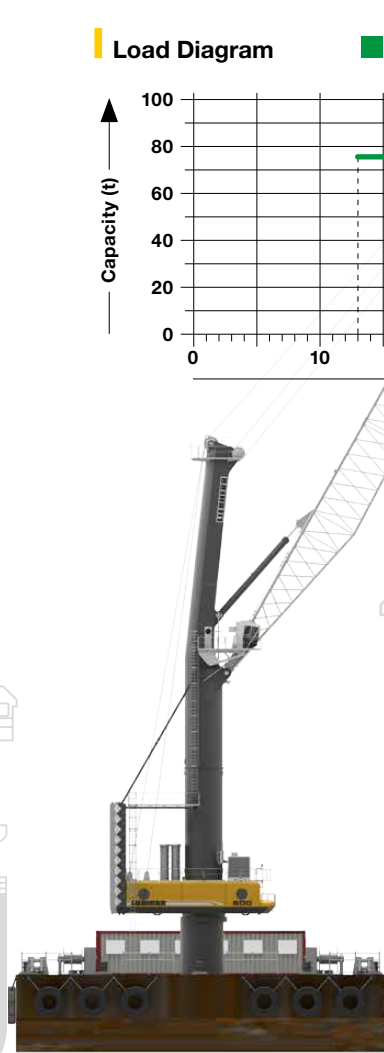
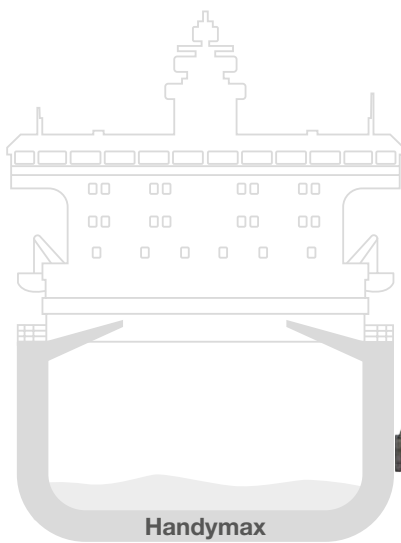
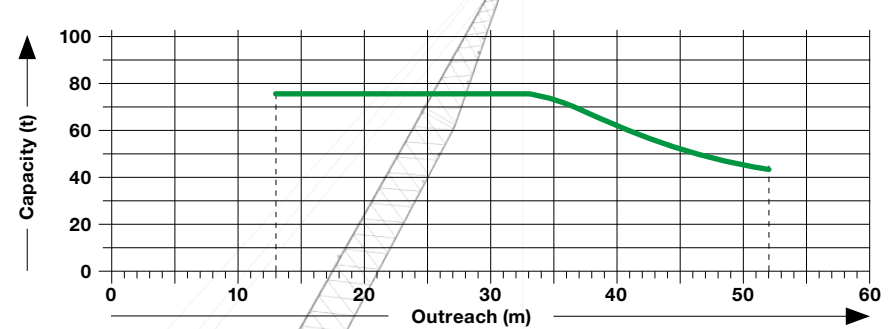
LBS 800

Bulk Operation

Lifting capacities

Outreach (m)	Capacity on the ropes (t)
13	75.0
34	75.0
40	60.9
45	51.4
52	41.3

Load Diagram



Features and benefits

- Main Drive:
 - 2 x 360 kW electric or
 - 1 x 750 kW diesel Tier IV final
- Small barge due to efficient crane design possible
- Approx. 430t above pedestral
- 1600t/h turnover with Pactronic®:
 - Free digging
 - 180° slewing

LBS 800 & other types

Type	Max. radius (m)	Bulk handling on ropes (t)	Max lifting capacity	
			Container handling under spreader (t)	Hook operation (t)
LBS 800	64	75.0	50.0	150.0
LBS 600	50	75.0	50.0	140.0
LBS 550	48	52.0	42.0	51.0

Maritime Technology



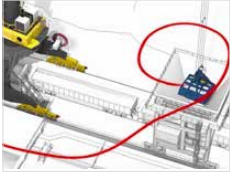
SmartGrip - Intelligent grabbing

The algorithm-based system detects the properties of the bulk commodities and optimises the grab filling rates at any outreach.



Pactronic - Hybrid Drive

The energy storage system ensures increased lifting speeds and a significant reduction in fuel and emissions.




Cycoptronic - Sway-free load

Ongoing calculations anticipate the path of the load. Pendulum movements are compensated for before they develop.




Big data analytics - LiDAT smartApp

With LiDAT smartApp, it's possible to analyse your crane data (operating & performance) and get answers from it almost immediately.



Liebherr LBS 600 floating cranes handling containers with a tidal range of 14 metres. Porto Chibatao in Manaus (Brazil).

The Liebherr Group of Companies



Wide Product Range

The Liebherr Group is one of the largest construction equipment manufacturers in the world. Liebherr's high-value products and services enjoy a high reputation in many other fields. The wide range includes domestic appliances, aerospace and transportation systems, machine tools and maritime cranes.

Exceptional Customer Benefit

Every product line provides a complete range of models in many different versions. With both their technical excellence and acknowledged quality, Liebherr products offer a maximum of customer benefits in practical applications.

State-of-the-art Technology

To provide consistent, top quality products, Liebherr attaches great importance to each product area, its components and core technologies. Important modules and components are developed and manufactured in-house, for instance the entire drive and control technology for construction equipment.

Worldwide and Independent

Hans Liebherr founded the Liebherr family company in 1949. Since that time, the enterprise has steadily grown to a group of more than 130 companies with about 42,000 employees located on all continents. The corporate headquarters of the Group is Liebherr-International AG in Bulle, Switzerland. The Liebherr family is the sole owner of the company.

www.liebherr.com

Liebherr-MCCtec Rostock GmbH

Liebherrstraße 1, 18147 Rostock/GERMANY
Tel.: +49 381 6006 5020
mobile.harbour.crane@liebherr.com
www.liebherr.com