


Short description

Common Rail High Pressure Pump LP11.2



The LP11.2 oil-lubricated high-pressure pump has been developed for off-highway applications that are exposed to particularly harsh environmental conditions in building construction, civil engineering, agricultural engineering or maritime environments. The robustness is of paramount importance in the most severe conditions with regard to vibrations at impact loads of up to 10 g, dust pollution and extreme working temperatures from -30 °C to +125 °C. Oil lubrication in combination with the eccentric drive enable extended service life of up to 15,000 hours under harshest working conditions and when using aggressive fuels. Compared to cam drives, both the loadings of the pump drive and the sound development of the pump are reduced in the torque consumption, which is in turn reduced by the eccentric drive.

For optimal integration in the widest variety of applications, different types of drive flanges are available.

Features

- Oil-lubricated
- Robust eccentric drive
- Extremely robust against aggressive fuels (compatible with EN590, Jet A1 fuels, B10 S10 / B30, SS 155435, ASTM , BS 2863, NATO F, GB 19147, ISO-F DMX/DMA/DMZ)
- Mechanical G-rotor booster pump
- High flexibility and efficiency thanks to specially adapted electronically steered volume control valves
- Individual engine interfaces
- Direction of rotation: clockwise / anticlockwise
- Robust and reliable in the harshest environments according to VDI 3838 and ISO 10816-6
- Euro VI, US 10, EU Stage V, US EPA Tier 4f compatible

LIEBHERR

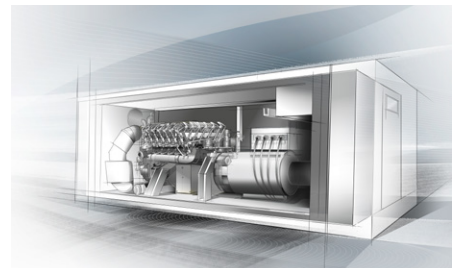

Technical Data

Common Rail High Pressure Pump LP11.2

Technical Information

System pressure	250 – 2,200 bar
Max flow rate	320 l/h
Rated pump speed	4,500 rpm @ 2,200 bar
Max. speed	5,000 rpm @ 1,800 bar
Drive concept	Eccentric shaft
No. of plungers	2
Lubrication	Engine oil
Weight	~17 kg
Service life on-highway	1.6 million km
Service life off-highway	15,000 hours
Oil in fuel	< 0.02 g/kWh
PCV	Electrically controlled with mechanical overpressure safety
VCV	Volume control valve currentless open
Feed pump	Mechanical (G-rotor)
Mean torque	52 Nm @ 2,200 bar & max. flow rate
Peak torque	Max. 200 Nm
Environmental temperature	-40°C to 125°C
Vibration specification	VDI 3838/ISO 10816-6
Fuel specification	Purity class 12/9/6 (ISO 4406)
Filtration specification	Min. 99,2 % efficiency @ 4 µm (ISO 19438) – along service life

Applications:
Agriculture / Forestry, Building Construction / Civil Engineering, Marine, Power Generation



Liebherr USA. Co. · 1465 Woodland Drive · Saline, MI 48176, USA
+1 734 944-6334 · components.usa@liebherr.com · www.liebherr.com

Liebherr-Components AG · Post box 222 · 5415 Nussbaumen, SWITZERLAND
+41 56 296 43 00 · components@liebherr.com · www.liebherr.com