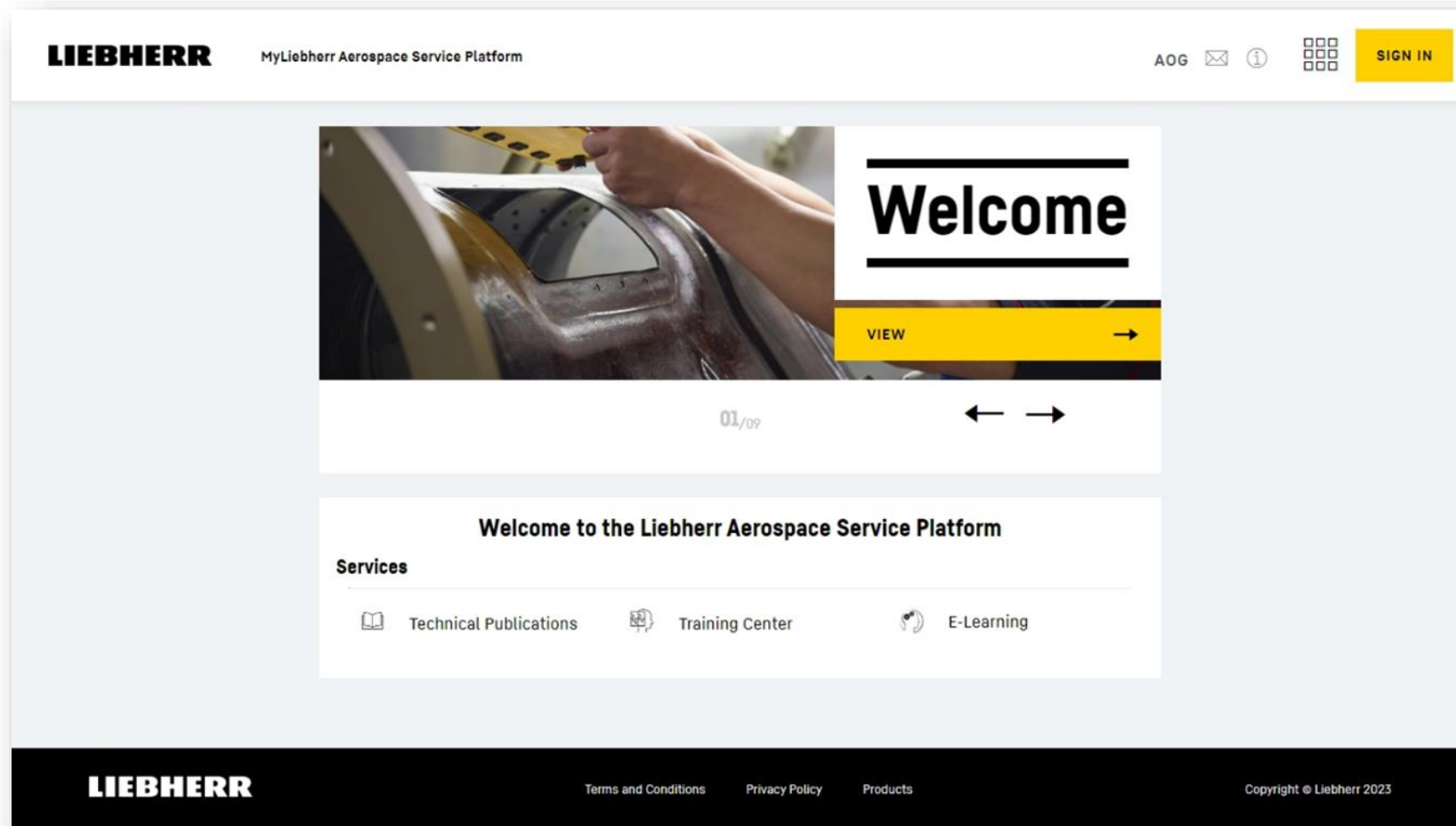


# Liebherr Training Solutions

# LIEBHERR

Liebherr-Aerospace Lindenberg  
Liebherr-Aerospace Toulouse



# LIEBHERR



Trainer team

**Liebherr Toulouse ATA 21 & 30 & 36**

**Mr. Olivier Le Guennec**

[olivier.leguennec@liebherr.com](mailto:olivier.leguennec@liebherr.com)

**Liebherr Lindenberg ATA 27 & 32**

**Mrs. Anna Katharina Hunger**

[AnnaKatharina.Hunger@liebherr.com](mailto:AnnaKatharina.Hunger@liebherr.com)

Constantly developing new training solutions

→ Focus on Customer Requirements



**STANDARD  
CLASSROOM**

**eLEARNING**



**POCKET  
TRAINING**

**VIRTUAL  
CLASSROOM**







LLI, LTS or customer facility

Hands on and Theoretical Training

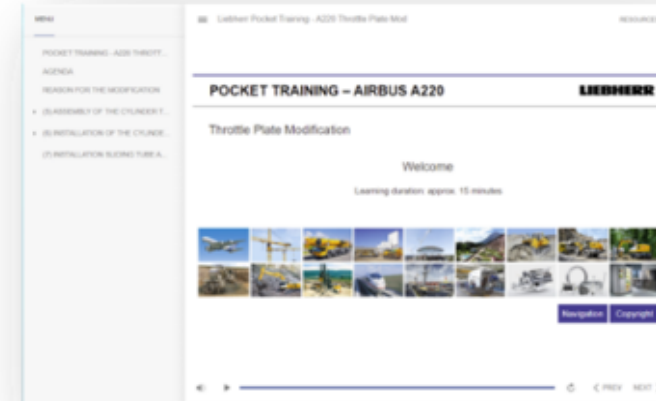


A screenshot of a web browser showing search results for "A220" on the Liebherr eLearning platform. The browser address bar shows the URL: [163.liebherr.com/Service/Video\\_app/PRO/2017/146/app/learned/epf/learn-common/PL/learnresults/A220/2016...](http://163.liebherr.com/Service/Video_app/PRO/2017/146/app/learned/epf/learn-common/PL/learnresults/A220/2016...). The page header features the Liebherr logo and a search bar. Below the header, it indicates "2 results found for 'A220'" and "Sort by: Relevance".  
**RESOURCE TYPE**  
All  
Videos (2)  
Groups (2)  
Meetings (2)  
Bookmarks (2)  
Pages (2)  
People (2)  
News (2)  
Learning Catalog (1)  
Discussions (2)  
Files (2)  
Links (2)  
**CATEGORY**  
Multiple  
 Know-How  
Schulungsprogramme (1)  
 Fachzeitschriften (1)  
**Result 1:**  
Image:   
Title: **eLearning Airbus A220 Integrated Air Management System (IAMS)**  
Version: 1.0.0.N  
Course (2 files)  
Description: This Airbus A220 IAMS course consists of the following chapters: IAMS Integrated Air Management System; these chapters: ACU Air Conditioning System, CPCU Cabin Pressure Control System, SMC Stand Air System, SMC ODS Stand Air Leak and Overhead Defect...more  
Buttons: **REQUEST LEARN**  
**Result 2:**  
Image:   
Title: **E-Learning A220-ATX 33 Landing Gear System**  
Course (7 files)  
Description: The E-Learning Training for A220 is a technical training focused on the Certified components installed in the Landing Gear System of the A220-100 and A220-300. The training supports the student in future maintenance and knowledge about the aircraft...more  
Buttons: **LAUNCH**

- Short and condensed Training session, max. one hour.
- One specific topic is covered.
- eLearning format, Virtual Classroom format, or as a blended class.
- 12 students max for the virtual classroom format.
- Optional Q&A Meeting via MS Teams
- Registrations need to be done through myLiebherr web site.



## Pocket Training in eLearning format.



## Pocket Training in Virtual Classroom format.



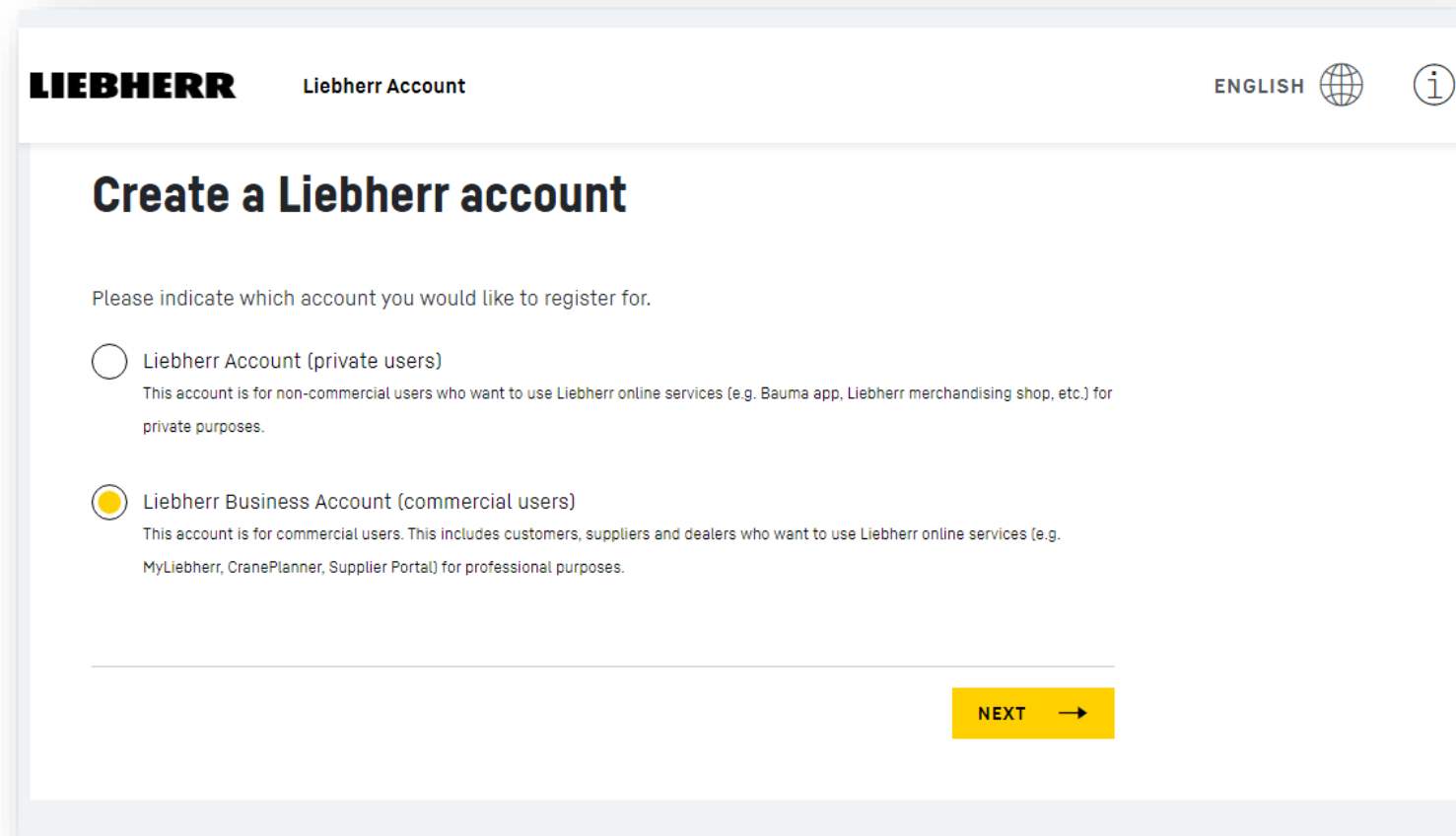


# VIRTUAL CLASSROOM





# How to get started

1. Go to <https://aerospace.liebherr.com>
2. Click on Sign in
3. If you need a Liebherr account, register to create one
4. If you already have a Liebherr account, you are already set up



The screenshot shows the 'Create a Liebherr account' page. At the top left is the 'LIEBHERR' logo and 'Liebherr Account' text. At the top right are 'ENGLISH', a globe icon, and an information icon. The main heading is 'Create a Liebherr account'. Below it is the instruction: 'Please indicate which account you would like to register for.' There are two radio button options: 'Liebherr Account (private users)' and 'Liebherr Business Account (commercial users)'. The 'Liebherr Business Account' option is selected. A yellow 'NEXT' button with a right arrow is at the bottom right.

**LIEBHERR** Liebherr Account

ENGLISH  

## Create a Liebherr account

Please indicate which account you would like to register for.

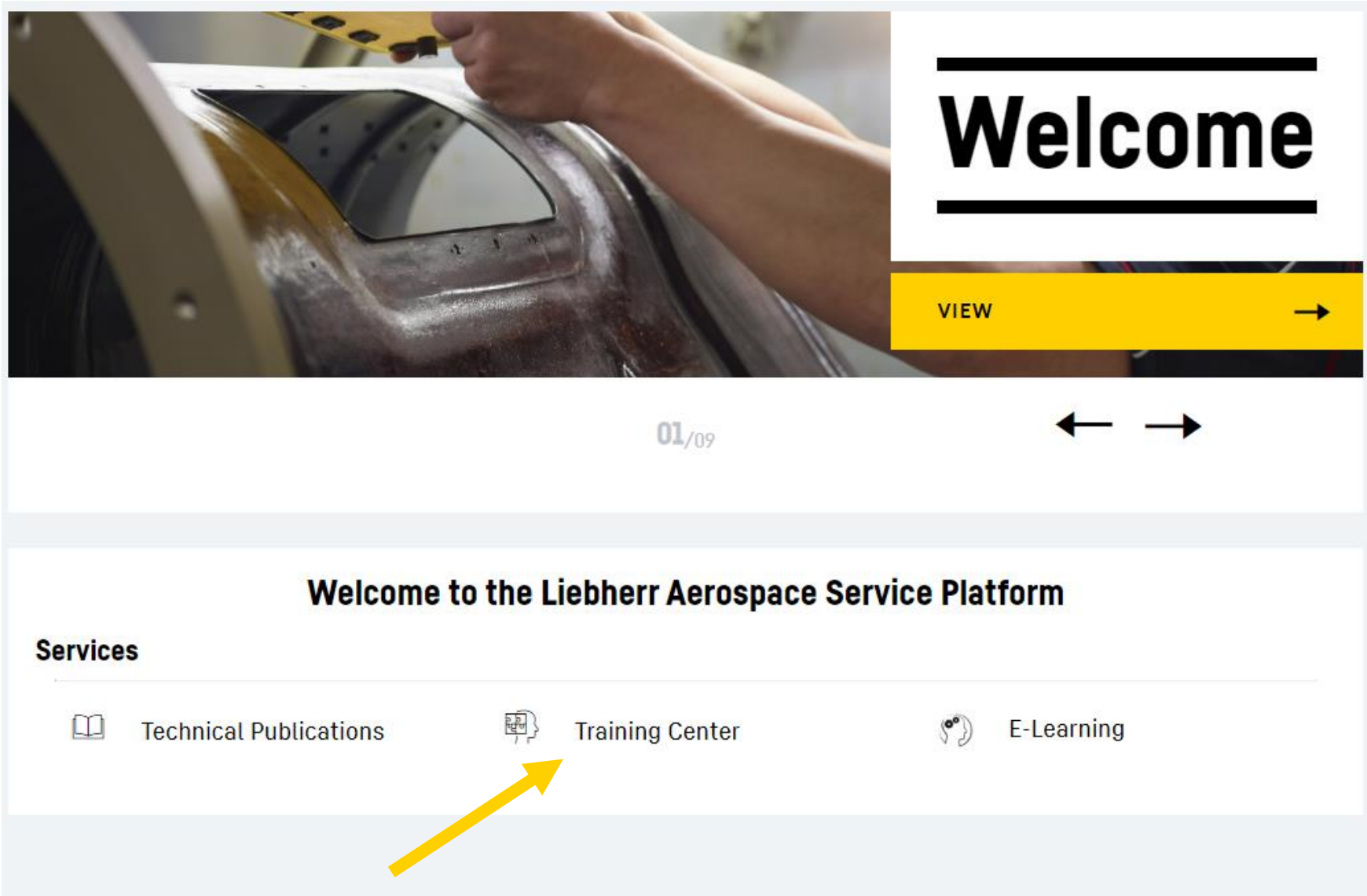
Liebherr Account (private users)  
This account is for non-commercial users who want to use Liebherr online services (e.g. Bauma app, Liebherr merchandising shop, etc.) for private purposes.

Liebherr Business Account (commercial users)  
This account is for commercial users. This includes customers, suppliers and dealers who want to use Liebherr online services (e.g. MyLiebherr, CranePlanner, Supplier Portal) for professional purposes.

**NEXT** →



# How to get started



The screenshot displays the Liebherr Aerospace Service Platform interface. At the top, a large image shows a person working on an aircraft component. To the right of the image, the word "Welcome" is prominently displayed in a large, bold, black font, flanked by horizontal lines. Below this, a yellow button labeled "VIEW" with a right-pointing arrow is visible. Underneath the image area, the text "01/09" is shown, followed by left and right navigation arrows. The main content area features the heading "Welcome to the Liebherr Aerospace Service Platform" and a "Services" section. This section contains three items: "Technical Publications" with a book icon, "Training Center" with a speech bubble icon, and "E-Learning" with a head-and-gears icon. A yellow arrow points to the "Training Center" icon.

**Welcome**

VIEW →

01/09 ← →

**Welcome to the Liebherr Aerospace Service Platform**

**Services**

- Technical Publications
- Training Center
- E-Learning

# Zoom on: Training Center

This is a cutout of the **online catalog of Liebherr-Aerospace training courses.**

Browse our catalog, check the syllabus, look up the sessions in the calendar and enter in contact with our training managers

The screenshot displays the Liebherr-Aerospace Training Center interface. On the left, a sidebar titled "Select your training needs" contains several filter categories: "Airframer" (Airbus (33), All (1), ATR (3), Boeing (1)), "Aircraft Type" (42/72 NAMS (3), 747-8 (1), A220 (7), A320 (2)), "ATA Chapter" (21 (4), 27 (13), 32 (16), 36 (7)), "Training Solutions" (eLearning (7), Pocket Training (8), Standard Classroom (37)), "Level of training" (1 (47), 2 (46), 3 (39), 4 (7)), and "Location" (Customer Facility (4), Lindenberg (24), Toulouse (9), Web Based Training (15)).

The main content area features a large hero image of a person working on an aircraft fuselage, with the word "Training" in a large, bold font. Below the hero image is a "VIEW" button. A yellow arrow points from the hero image to the "TRAININGS" tab in the navigation bar. The navigation bar also includes "CALENDAR" and a dropdown arrow. Below the navigation bar, there is a search bar with a search icon and a date selector set to "After" with a calendar icon. The search results show 52 results. Two training course cards are visible: "Airbus - A320 ATA: GSE Bleed Test Set Ground Support Equipment" and "Airbus - A320 ATA: GSE Bleed Test Set Ground Support Equipment". Each card includes an image of the equipment, a "VIEW" button, and details about the training solution and location. A yellow arrow points from the search bar to the first training card. Another yellow arrow points from the "CONTACT US" button in the right sidebar to the top of the page.

On the right side, there is a "Brochures" section with two brochures: "Training Solutions" and "Training Calendar". Below the brochures are two buttons: "TRAINER'S PROFILE" and "CONTACT US".

Standard Classroom (37)

**Level of training**

- 1 (47)
- 2 (46)
- 3 (39)
- 4 (7)

**Location**

- Customer Facility (4)
- Lindenberg (24)
- Toulouse (9)
- Web Based Training (15)



**AIRBUS - A320**

**ATA: GSE**

**Bleed Test Set Ground Support Equipment**

Standard Classroom

On request

Customer Facility

[VIEW](#)



**Boeing - 747-8**

**ATA: 21-36**

**Engine Bleed & Environmental Control System**

Standard Classroom

On request

Toulouse

[VIEW](#)



**Airbus - A320 CEO & NEO**

**ATA: 21-36**

**A320 Engine Bleed Air System & Air Conditioning System (CEO and NEO)**

Standard Classroom

18.10.2023 to 20.10.2023

Toulouse

[VIEW](#)



**Airbus - A320 NEO**

**ATA: 36**

**Engine bleed air system**

Standard Classroom

16.10.2023 to 16.10.2023

Toulouse

[VIEW](#)



**ATR - 42/72 NAMS**

**ATA: 21-36**

**ATR NAMS Integrated Air Management System**

Standard Classroom

26.04.2023 to 27.04.2023



**COMAC - C919**

**ATA: 32**

**Landing Gear System**

Standard Classroom

05.04.2023 to 06.04.2023

Lindenberg



**TELL**

Training and  
electronic Learning

## NEW TELL URL



<https://tell.liebherr.com>

Check out our TELL Community for more information.

[More](#)



HR-IT Knowledge Base



Support



Learning Catalog

### My Learning



eLearning Bleed Test Set Ground Support Equipment

In Progress

No due date

LAUNCH ▾

### Completed Learning

### What's on your mind?

Post your thoughts here. Add richer content using the icons below or drag and drop.



Photo



File



Link



Other



Mark as Idea

Activity Stream | Filters ▾



## Coming soon

### **Liebherr Aerospace Lindenberg**

A350 NLG Seal Change

A350 NLG pocket trainings

A220 MLG Seal Change

Boeing Folding Wing Tip

Embraer E170, E190 Seal Change

Surface Treatment

### **Liebherr Aerospace Toulouse**

A320 CEO-NEO ATA21

A320 CEO ATA 36

CMM to CRM

Customer Communications Guidelines

CRJ Leak Finder

OpenView Familiarization



What's  
NEW