

EN

H 6, H 10, H 15


Hydraulic hammer
www.liebherr.com

LIEBHERR

Deep foundation machines



Hydraulic hammer H 6



Technical data H 6

Hammer type	H 6-3	H 6-4	H 6-5	H 6-6
Drop weight	3000 kg	4000 kg	5000 kg	6000 kg
Max. rated energy	36 kNm	48 kNm	60 kNm	72 kNm
Blow rate - blows/min	50-150	50-150	50-150	40-150
Hammer weight	6700 kg	7700 kg	8700 kg	9700 kg
incl. pile helmet and dolly				

Various pile helmet sizes available on request.

Technical data

- Drop weight 3 t + 1 t + 1 t + 1 t
- Total weight incl. pile helmet and 6 t drop weight: 9.7 t
- Length incl. pile helmet: 4415 mm
- Max. rated energy: 72 kNm
- Drop height: 1.2 m

Process data recording (PDE)

- Continuous recording of relevant process data during the piling process

MyJobsite

Using the MyJobsite software solution all relevant process, machine, construction site and positioning data (LIPOS) can be recorded, displayed, analysed, managed and evaluated in one central location. The collected data can be accessed via a web browser when an internet connection is active.

With the recorded PDE data, a driving protocol is automatically generated as proof of quality directly after completion of a work process. The parameters of the driving protocol can be defined and assigned in advance, which is a significant time-saver.

Short design H 6: allows for very long piles

Modular weights: easy adaptation of the hammer to the piling requirements


Hammer control: independent control of impact energy and blows/minute

Lightweight design: results in higher load capacity

Soundproofing is standard

The modular weights are interchangeable.

Hydraulic hammer H 10



Technical data H 10

Hammer type	H 10-75	H 10-100
Drop weight	7500 kg	10000 kg
Max. rated energy	90 kNm	120 kNm
Blow rate – blows/min	50-150	50-150
Hammer weight incl. pile helmet and dolly	13700 kg	16200 kg

Various pile helmet sizes available on request.

Technical data

- Drop weight 7.5 t + 2.5 t
- Total weight incl. pile helmet and 10 t drop weight: 16.2 t
- Length incl. pile helmet: 5665 mm
- Max. rated energy: 120 kNm
- Drop height: 1.2 m

Process data recording (PDE)

- Continuous recording of relevant process data during the piling process

MyJobsite

Using the MyJobsite software solution all relevant process, machine, construction site and positioning data (LIPOS) can be recorded, displayed, analysed, managed and evaluated in one central location. The collected data can be accessed via a web browser when an internet connection is active.

With the recorded PDE data, a driving protocol is automatically generated as proof of quality directly after completion of a work process. The parameters of the driving protocol can be defined and assigned in advance, which is a significant time-saver.

Short design H10: allows for very long piles

Modular weights: easy adaptation of the hammer to the piling requirements

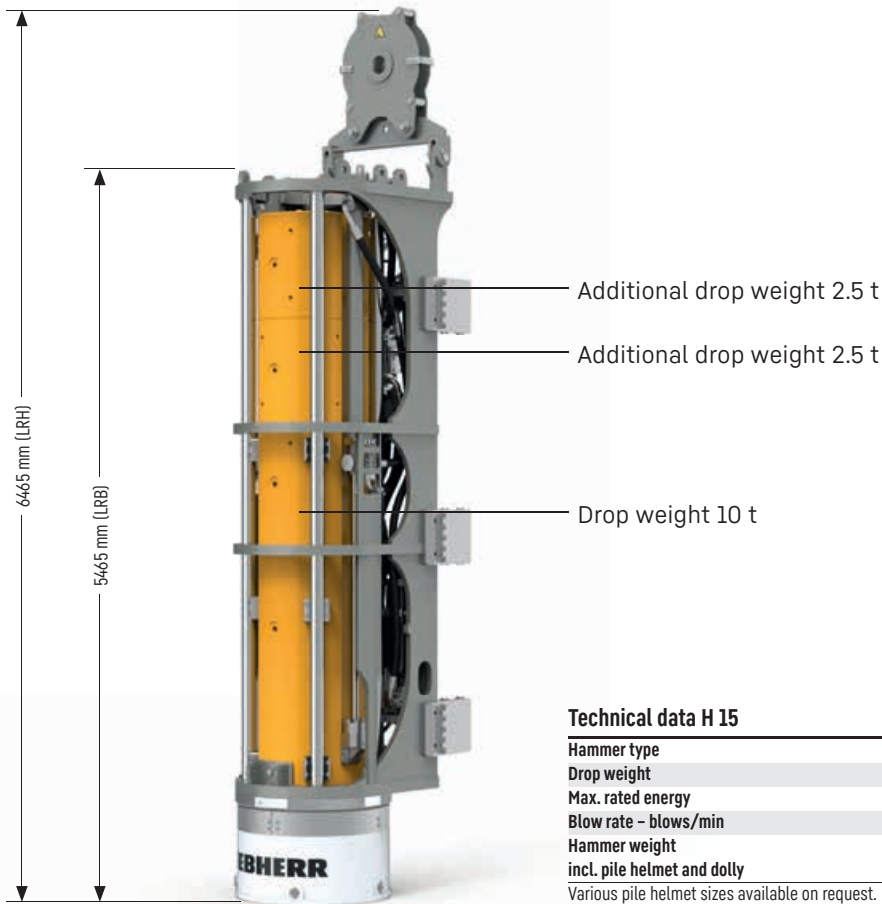
Hammer control: independent control of impact energy and blows/minute

Lightweight design: results in higher load capacity

Soundproofing is standard

Raked pile driving up to 1:1

Hydraulic hammer H 15



Technical data H 15

Hammer type	H 15-10	H 15-12	H 15-15
Drop weight	10000 kg	12500 kg	15000 kg
Max. rated energy	150 kNm	188 kNm	225 kNm
Blow rate - blows/min	30-80	30-80	30-80
Hammer weight incl. pile helmet and dolly	18800 kg	21300 kg	23800 kg

Various pile helmet sizes available on request.

Technical data

- Drop weight 10 t + 2.5 t + 2.5 t
- Total weight incl. pile helmet and 15 t drop weight: 23.8 t
- Length incl. pile helmet: 6465 mm (LRH)
- Length incl. pile helmet: 5465 mm (LRB)
- Max. rated energy: 225 kNm
- Drop height: 1.5 m

Process data recording (PDE)

- Continuous recording of relevant process data during the piling process

Short design H 15: allows for very long piles

Modular weights: easy adaptation of the hammer to the piling requirements

Hammer control: independent control of impact energy and blows/minute

Lightweight design: results in higher load capacity

Soundproofing is standard

The modular weights are interchangeable.

MyJobsite

Using the MyJobsite software solution all relevant process, machine, construction site and positioning data (LIPOS) can be recorded, displayed, analysed, managed and evaluated in one central location. The collected data can be accessed via a web browser when an internet connection is active.

With the recorded PDE data, a driving protocol is automatically generated as proof of quality directly after completion of a work process. The parameters of the driving protocol can be defined and assigned in advance, which is a significant time-saver.

Liebherr-Werk Nenzing GmbH · Dr. Hans Liebherr Str. 1 · 6710 Nenzing, Austria
 Phone +43 50809 41-473 · crawler.crane@liebherr.com · www.liebherr.com
 facebook.com/LiebherrConstruction