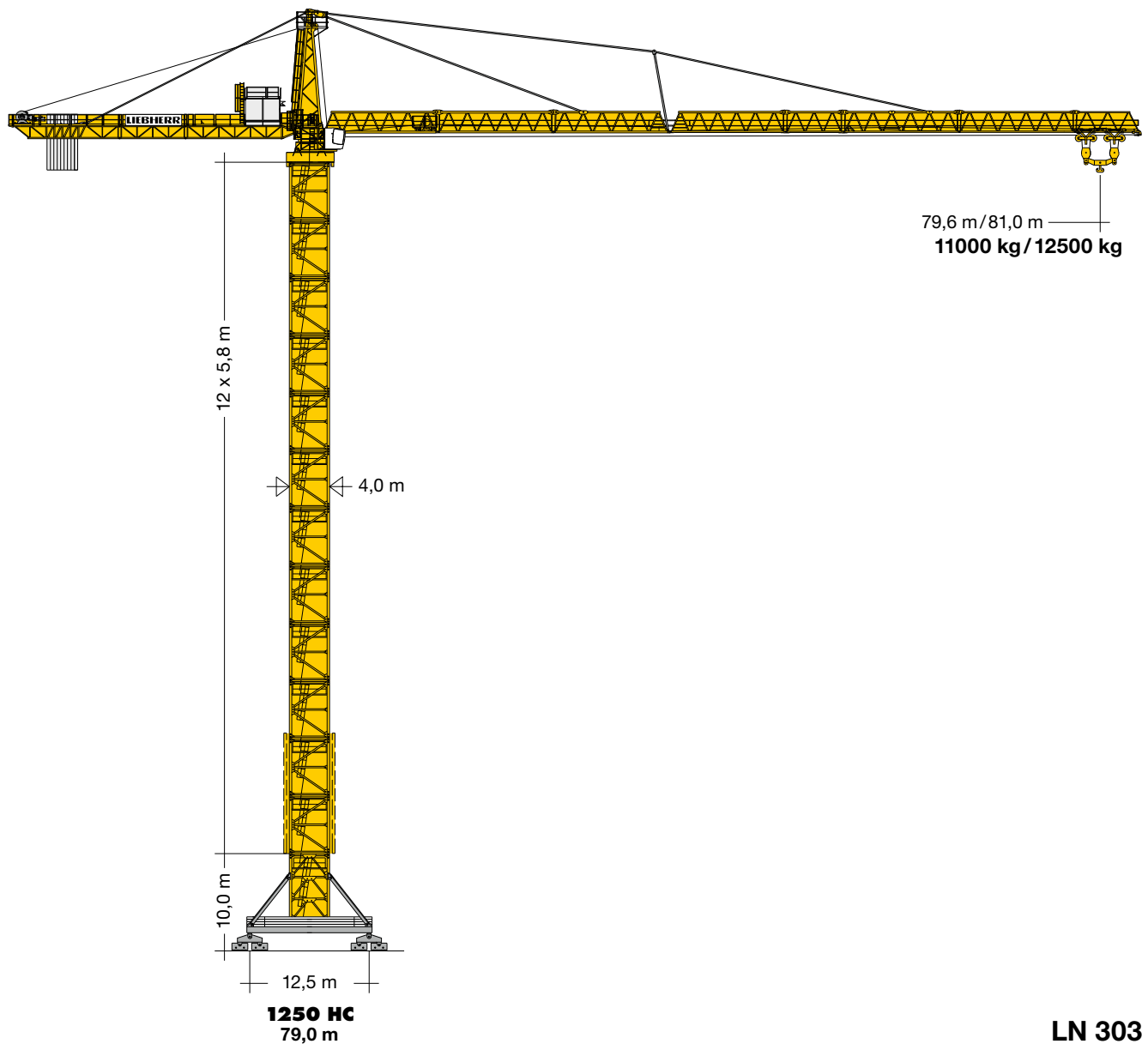


Turmdrehkran 1250 HC 40

Tower Crane / Grue à tour / Gru a torre / Grúa torre /
Guindaste de torre / Башенный поворотный кран

▶ **1250 HC 40**

1250 HC 50

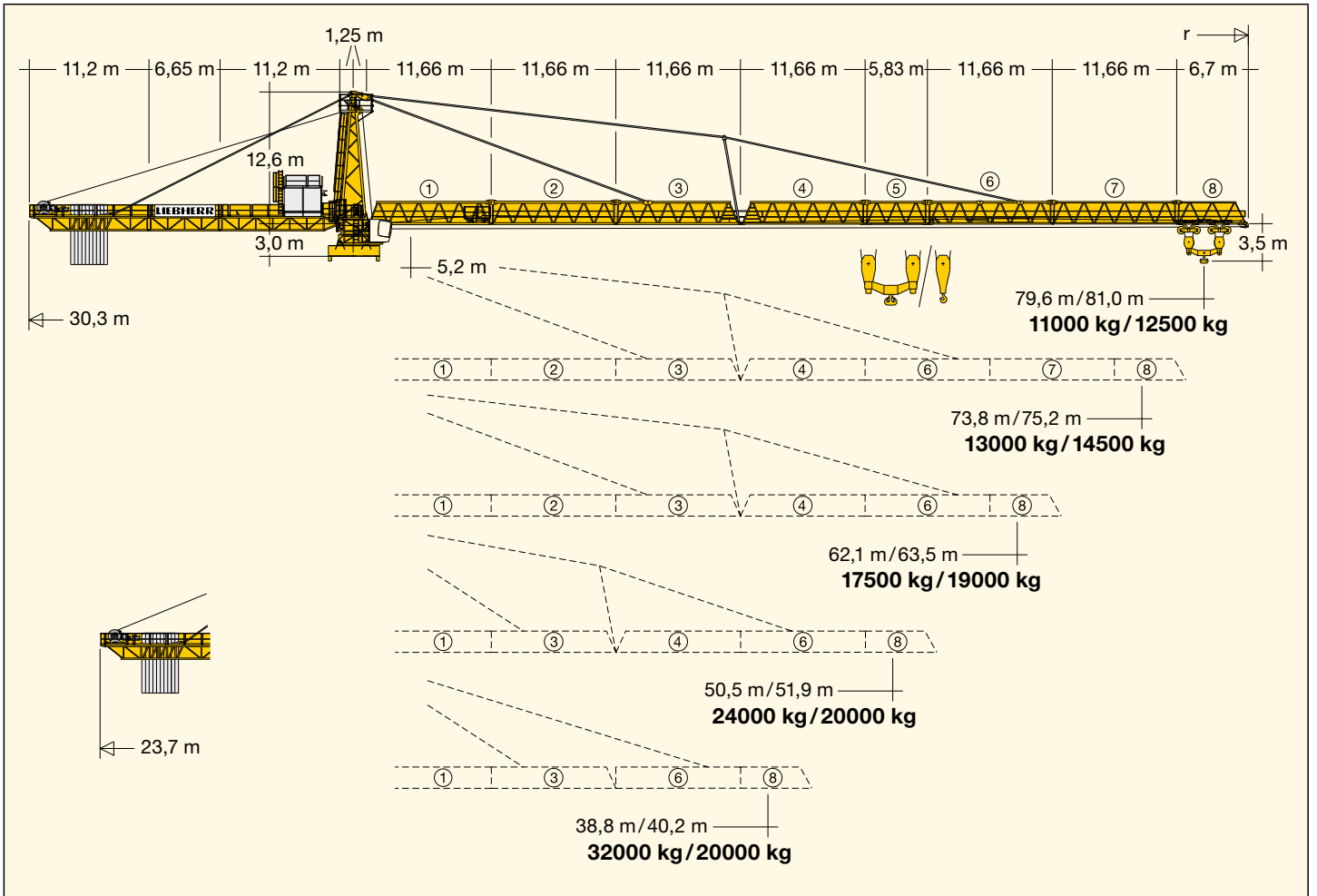


LN 303

LIEBHERR

Ausladung und Tragfähigkeit

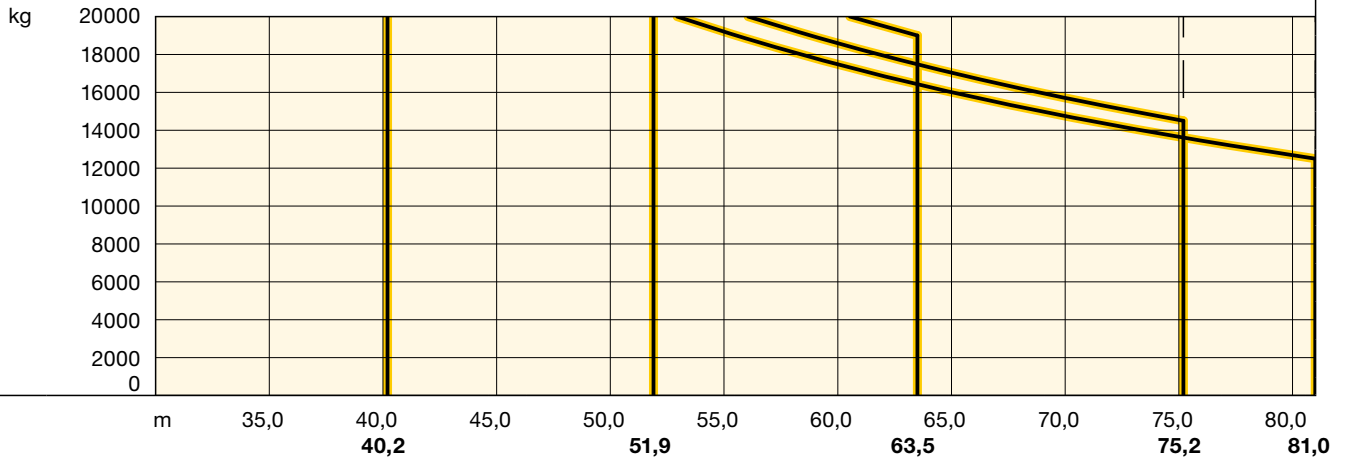
Radius and capacity / Portée et charge / Sbraccio e portata / Alcances y cargas / Alcance e capacidade de carga / Вылет и грузоподъемность



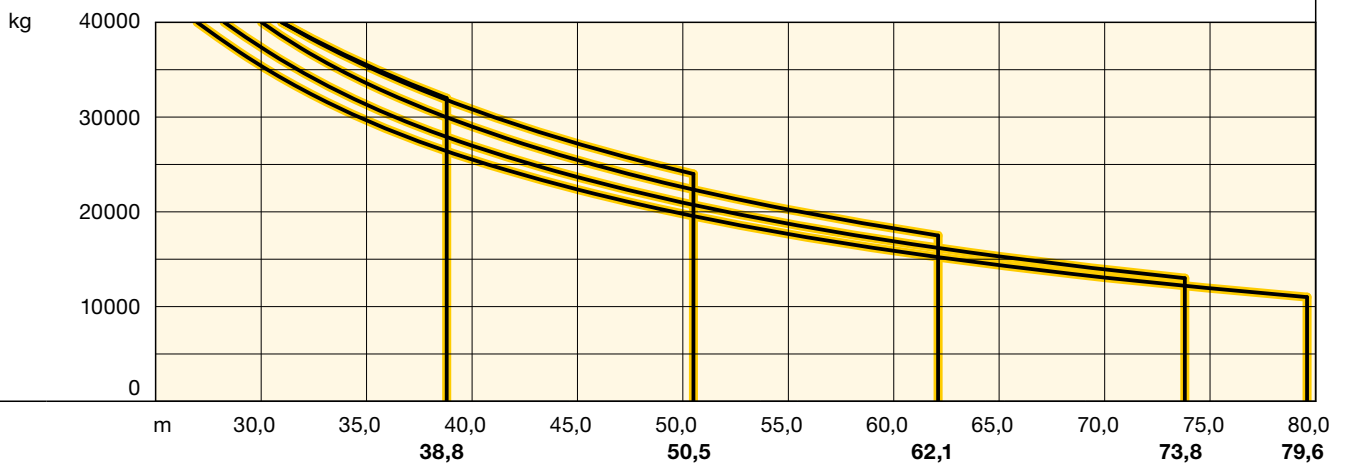
Ausladung und Tragfähigkeit

Radius and capacity/Portée et charge/Sbraccio e portata/
Alcances y cargas/Alcance e capacidade de carga/Вылет и грузоподъемность

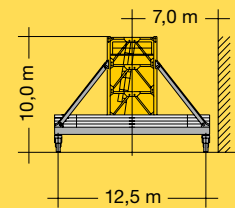
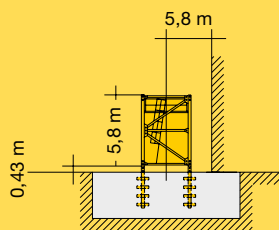
m	r	m/kg	m/kg									
			35,0	40,0	45,0	50,0	55,0	60,0	65,0	70,0	75,0	81,0
81,0	(r=83,7)	6,6 - 52,9 20000	20000	20000	20000	20000	19200	17480	16010	14750	13650	12500
75,2	(r=77,9)	6,6 - 56,1 20000	20000	20000	20000	20000	20000	18590	17040	15710	75,2 m 14500	
63,5	(r=66,2)	6,6 - 60,5 20000	20000	20000	20000	20000	20000	20000	63,5 m 19000			
51,9	(r=54,6)	6,6 - 51,9 20000	20000	20000	20000	51,9 m 20000						
40,2	(r=42,9)	6,6 - 40,2 20000	20000	40,2 m 20000								

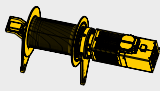
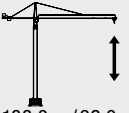


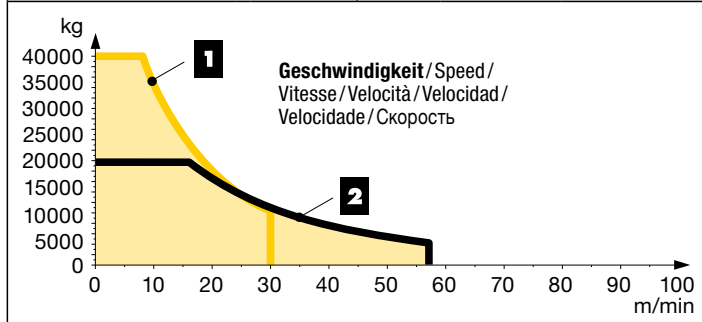
m	r	m/kg	m/kg										
			30,0	35,0	40,0	45,0	50,0	55,0	60,0	65,0	70,0	75,0	79,6
79,6	(r=83,7)	5,2 - 27,0 40000	35410	29630	25520	22350	19780	17660	15880	14370	13060	11920	11000
73,8	(r=77,9)	5,2 - 28,3 40000	37360	31290	26980	23660	20970	18750	16880	15290	13920	73,8 m 13000	
62,1	(r=66,2)	5,2 - 30,0 40000	40000	33570	28990	25450	22590	20230	62,1 m 17500				
50,5	(r=54,6)	5,2 - 31,0 40000	40000	35360	30810	27200	50,5 m 24000						
38,8	(r=42,9)	5,2 - 31,0 40000	40000	35490	38,8 m 32000								

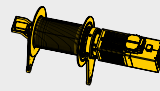
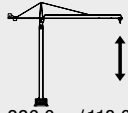


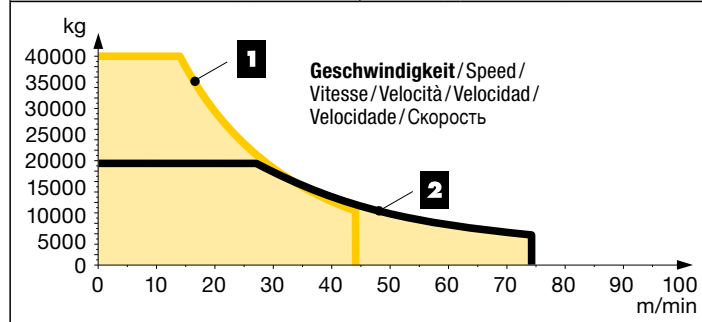
LN 303	1250 HC	
13	75,2 ^{*)}	–
12	69,4	79,0 ^{*)}
11	63,6	73,2
10	57,8	67,4
9	52,0	61,6
8	46,2	55,8
7	40,4	50,0
6	34,6	44,2
5	28,8	38,4
4	23,0	32,6
3	17,2	26,8
2	11,4	21,0
1	5,6	15,2
0	0,2	9,4
	m	m

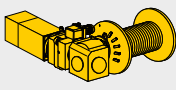
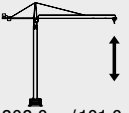


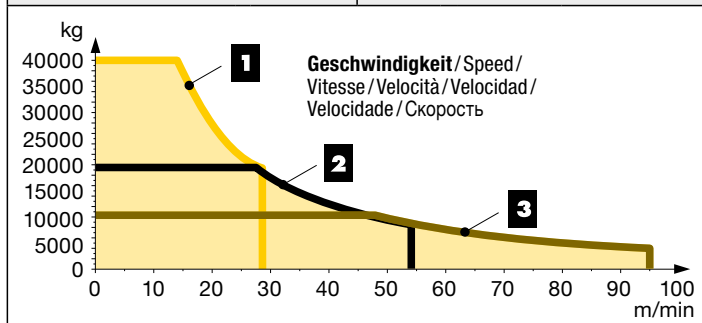
	↔ stufenlos / stepless / régl. continu / regl. progressiva / sin escalones / sem degraus / бесступенчатый kg m/min
65 kW FU [SD.shift] WIW 280 WZ 403  183,0 m / 92,0 m max. 368,0 m / 184,0 m ¹⁾	5 Lagen Layers Couches Avvolgimenti Camadas Сарап Слоёв 1 40000 0 ↔ 8 9600 0 ↔ 30 2 19700 0 ↔ 16 4100 0 ↔ 57

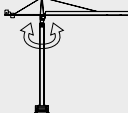
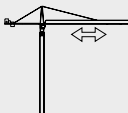
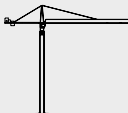




	↔ stufenlos / stepless / régl. continu / regl. progressiva / sin escalones / sem degraus / бесступенчатый kg m/min
110 kW FU [SD.shift] WIW 300 WZ 403  226,0 m / 113,0 m max. 368,0 m / 184,0 m ¹⁾	6 Lagen Layers Couches Avvolgimenti Camadas Сарап Слоёв 1 40000 0 ↔ 14 11300 0 ↔ 44 2 19400 0 ↔ 27 5900 0 ↔ 74



























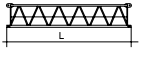











	↔ stufenlos / stepless / régl. continu / regl. progressiva / sin escalones / sem degraus / бесступенчатый kg m/min
110 kW FU WIW 300 VZ 432  202,0 m / 101,0 m max. 520,0 m / 260,0 m ¹⁾	5 Lagen Layers Couches Avvolgimenti Camadas Сарап Слоёв 1 40000 0 ↔ 14 18800 0 ↔ 28 2 19700 0 ↔ 27 8800 0 ↔ 54 3 10100 0 ↔ 48 4000 0 ↔ 95

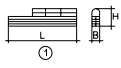
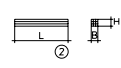
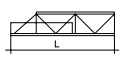
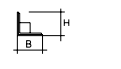






















	0 ↔ U/min 0,6 sl./min tr./min	3 x 11,0 kW FU
	0 ↔ 68,0 m/min	11,0 kW FU
	0 ↔ 25,0 m/min	4 x 15,0 kW FU

	kVA	
		65 kW FU 110 kW FU 115,0 151,0

¹⁾ Weitere Hublastdaten: siehe Betriebsanleitung. / Further hoist load data: see instruction manual. / Autres données de la charge de levage : voir manuel d'instruction. / Altri dati sui carichi sollevati: consultare il manuale d'istruzione. / Alturas bajo granco superiores según manual. / Outras tabelas de carga: consultar manual de instruções. / Другие данные по весу поднимаемых грузов: см. инструкцию по эксплуатации.

Kranoberteil		Upper part of crane / Partie supérieure de grue / Parte superiore della gru / Parte superior grúa / Parte superior do guindaste / Верхняя часть крана	L (m)	B (m)	H (m)	kg ²⁾		
Pos. Item Rep Voce Pos. Ref. Pos.	Anz. Qty. Qte. Qta. Cant. Cant. Кол-во	Drehbühne kpl. mit Kugeldrehkranz und KUD-Auflage (Oberteil) / Slewing platform complete with slewing ring and slewing ring support (upper part) / Plate-forme tournante complète avec couronne d'orientation et pivot d'orientation (partie supérieure) / Piattaforma girevole completa di ralla e supporto ralla (parte superiore) / Superestrutura completa con corona de giro y superficie para corona de giro (superestructura) / Plata- forma de giro, coroa com rolamentos de esfera e base da coroa giratória (parte superior) / Поворотная платформа в сб. с шариковым опорно- поворотным кругом и рамой ОПУ (верхняя часть)			4,35	2,90	3,00	28100
1	1							
2	2	Kudauflage – Querträger / Cross-member for slewing ring support / Traverse du pivot / Supporto ralla trasversale / Soporte principal asiento de pista / Suporte principal anel de giração / Рама ОПУ – поперечина			4,85	1,90	1,95	4200
3	2	Kudauflage – Träger / Cross-member for slewing ring support / Appui du pivot / Supporto ralla / Soporte asiento de pista / Suporte anel de giração / Рама ОПУ – опора			3,10	0,80	0,40	320 380
4	1	Kabine mit Podest / Cabin with platform / Cabine avec plateforme / Cabina con pedana / Cabina con plataforma / Cabina com plataforma / Кабина с площадкой			4,65	1,85	2,55	1500
5	1	Podest / Platform / Plateforme / Pedana / Plataforma / Plataforma / Площадкой			4,25	2,95	1,50	1200
6	1	Drehwerks-Podest / Slewing gear platform / Plate-forme des méc. d'orien- tation / Piattaforma del gruppo di rotazione / Soporte del motor de giro / Suporte do motor de giração / Площадка для поворотного механизма			2,70	1,30	1,35	400
7	1	Turmspitze / Tower head section / Porte-flèche / Testa porta-braccio / Cabeza de torre / Cabeça de apoio de lança / Оголовок башни			12,20	2,60	1,40	9350
8	1	Gegenausleger-Kopfstück / Counter-jib head / Pointe de contre-flèche / Testa di controbraccio / Tramo punta de contrapluma / Cabeça de contra- lança / Концевая секция консоли противовеса			10,85	2,25	1,70	6650
9	1	Gegenausleger-Anlenkstück / Counter-jib heel section / Pied de contre-flèche / Settore articolato di controbraccio / Tramo primero-contrapluma / Base articulada da contra-lança / Корневая секция консоли противовеса			11,60	2,40	1,75	5150
10	1	Gegenausleger-Zwischenstück / Intermediate counter-jib section / Élément interm. de contre-flèche / Spezzone di controbraccio / Tramo intermedio de contrapluma / Peça suplementar da contra-lança / Промежуточная секция консоли противовеса			6,90	2,25	1,70	2600
11	1	Schaltheis / Switchgear cabinet / Amoire électrique / Sala quadri / Armario eléctrico / Armário elétrico / Шкаф управления			4,10	2,10	2,55	3500
12	1	Ausleger-Anlenkstück / Jib heel section / Pied de flèche / Sezione articolata braccio / Pluma tramo primero / Base articulada de lança / Корневая секция стрелы			12,10	1,85	2,75	① 6700
13	1	Ausleger-Zwischenstück / Intermediate jib section / Élément intermédiaire de flèche / Sezione intermedia braccio / Tramo intermedio pluma / Peça suplementar da lança / Промежуточная секция стрелы			12,10 12,00 12,00 6,30 12,15 12,05	1,85 1,85 1,85 1,85 1,85 1,85	2,35 2,30 2,30 2,30 2,30 2,30	② 5400 ③ 5580 ④ 4160 ⑤ 2230 ⑥ 4900 ⑦ 3140
14	1	Ausleger-Kopfstück / Jib head section / Pointe de flèche / Punta braccio / Tramo punta de pluma / Cabeça de lança / Концевая секция стрелы			6,90	1,85	2,55	⑧ 1830
15	1	Laufkatze / Trolley / Chariot de distribution / Carrello / Carrito / Carro de ponte / Грузовая тележка			4,80 4,80	1,50 1,50	2,20 2,20	930 880
16	1	Lasthaken / Load hook / Crochet de levage / Gancio / Gancho / Gancho / Грузовой крюк			3,60	1,00	1,70	2320
17	1	Hubwerkseinheit (110 kW) / Hoist gear unit / Treuil de levage / Gruppo meccanismo sollevamento / Mecanismo de elevación / Grupo de mecanismo elevatório / Блок грузовой лебедки			3,60	2,15	1,50	7900
18	1	Ausleger-Abspannbock / Jib gantry / Chevalet de haubange de flèche / Tirante braccio / Caballete de pluma / Cavalete de lança / Опора расчала стрелы			8,25	0,35	1,41	1210

Pos. Item Rep Voce Pos. Ref. Поз.	Anz. Qty. Qte. Qta. Cant. Cant. Кол-во					L (m)	B (m)	H (m)	kg ²⁾
Turm Tower/Mât/Torre/ Torre/Torre/Башня									
19	13	Turmstück /Tower section/Elément de mât/ Elemento di torre/Tramo torre/Torre/Башенная секция				6,28 4,30	1,00 0,60	1,80 0,60	5900 3900
Klettereinrichtung Climbing equipment/Equipement de télescopage/Attrezzatura per allungamento della gru/ Equipo de trepado/Acesórios p. subida no edificio/Обойма наращивания									
20	4	Führungsstück, geteilt /Guide section, split/Cage télescopique, dévisée/ Gabbia di sopraelevazione, suddivisa/Torre de montaje, dividida/ Peça de guia, subdividida/Направляющая секция, разъёмная				12,40	2,42	2,27	3750
21	1	Hydraulikanlage, Stütz- und Klettertraverse /Hydraulic unit, supporting and climbing crossmembers/Système hydraul. avec traverses d'appui et de télescop. /Sist. idraul., traversa di appoggio e allugam. gru/Sistema hidráulico con traviesa de apoyo y trepado/Instalação hidráulica, travessa de apoio e subida/Гидроагрегат, стойка-упор и траверса обоймы наращивания				3,80	1,00	1,10	3360
Unterwagen Undercarriage/Châssis/Carro/ Carro con mástil/Carro de guindaste/Опорная рама									
22	4	Ausgleichsschwinge mit Schwingenlager /Pivot for wheel box/ Chape pour bogie/Bilanciere di equilibratura con cuscinetto bilanciere/ Balancin/Balancim com suporte/Балансир с шарнирной опорой				2,65	0,70	0,72	2600
23	4	Schwingen-Hauptlager /Gudgeon/Logement principal du balancier/ Cuscinetto principale oscillante/Cojinete oscilante/Rolamento oscilante/ Основная поворотная опора				1,55	0,84	0,64	1250
24	4	Fahrschemel mit Antrieb /Rail bogie with drive/ Bogie moteur/Telajo con grappa propulsore/ Caja rodillo motriz/Quadra sem grupa de propulsão/ Подрамник с приводом				2,20	1,10	1,10	2200
25	4	Fahrschemel ohne Antrieb /Rail bogie without drive/ Bogie fou/Telajo senza grappa propulsore/ Caja rodillo conducido/Quadra com grupa de propulsão/Подрамник без привода				1,90	0,60	1,10	1700
26	1	Tragholm lang /Long support arm/Longeron long/ Longherone lungo/Brazo soporte largo/ Travessa comprida/Несущая балка, длинная				9,14	1,30	1,32	3700
27	2	Tragholm kurz /Short support arm/Longeron court/Longherone corto/Brazo soporte corto/ Travessa curta/Несущая балка, короткая				8,94	1,30	1,31	3400
28	4	Strebe /Strut/Entretoise/Puntone/ Tirante/Tirante/Распорка				3,43	0,10	0,56	150
29	4	Randträger /Border support/Traverse/ Supporti base Traviesa/Apoio de bordo/ Стяжная балка				11,20	0,22	0,18	700
30	4	Stützholm /Support strut/Hauban de châssis/ Correnti di appoggio/Tirante vertical/ Travessa de apoio/Опорный подкос				7,70	0,46	0,50	1600
31	1	Unterwagen-Turmstück, 4 Teile /Undercarriage tower section, 4 pcs./ Mât de châssis, 4 pcs./Elemento di torre del carro, 4 pcs./Tramo de carro, 4 pcs./Peça de torre do chassis, 4 pcs./Опорная башенная секция, 4 части				7,33	2,40	2,40	2900
32	1	Kleinteile, Seile und Abspannungen /Small parts, ropes and holding bars/ Accessoires, câbles et tirants/Accessori, funi e attrezzi di ancoraggio/Despieces, cables y tirantes/ Acessórios, cabos e peças de ancoragem/Мелкие детали, Канаты и Пристежки				2,00	1,00	1,00	2500

²⁾ Einzelgewichte/Single weights/Poids individuels/Singoli pesi/Tramo punta de pluma/Pesos de peças componentes/Индивидуальный вес

Änderungen vorbehalten! / Subject to technical modifications! /
Sous réserves de modifications ! / Con riserva di modifiche! /
¡Sujeto a modificaciones sin previo aviso! / Sujeto a modificacões! /
С правом внесения изменений!

Sämtliche Angaben erfolgen ohne Gewähr. / This information is supplied without liability. /
Ces renseignements sont sans garantie. / Tutte le indicazioni fornite senza garanzia. /
Declinamos toda responsabilidad derivada de la información proporcionada. / Declinamos
qualquer responsabilidade quanto à informação fornecida. / Все данные указаны без обязательств.

TCS-001011-LBC-01 • EN 14439:2009 – A3 • BGL C.0.10.1250 • 04.19

Printed in Germany.

Liebherr-Werk Biberach GmbH
Postfach 1663, D-88396 Biberach an der Riss
☎ +49 73 51 41-0, Fax: +49 73 51 41 22 25
www.liebherr.com, E-Mail: info.lbc@liebherr.com

Liebherr Industrias Metálicas, S.A.
Polígono Industrial Agustinos, calle E, E-31014 Pamplona
☎ +34 94829 70-00, Fax +34 94829 70-29
www.liebherr.com, E-Mail: info.lim@liebherr.com