
Tailor-made solutions

Crawler excavators

Equipment handbook

LIEBHERR

Liebherr-France SAS



Introduction

Founded in 1961, Liebherr-France SAS is responsible for development and production of Liebherr Group crawler excavators in Colmar (France). Its current product range includes around 30 crawler excavator models, from the R 914 Compact to the R 998 SME, designed for use in earthmoving and quarrying. Since the 1980s, Liebherr-France SAS has been designing and manufacturing crawler excavators for special applications such as selective deconstruction and material handling work, material transport, tunnelling and even maritime applications. Special designs are in fact part of the DNA and history of the company.

To satisfy growing demand and meet customers' requirements, the **Liebherr Application Center** was created in 2020 to develop the production of **tailor-made** crawler excavators. Special requests from customers are studied by a **team of experts** with product-related expertise and applications knowledge. The aim is to offer the best solution, most closely matched to the customer's needs.

By meeting customers' special requests with suitable solutions, sometimes ones never before seen by our customers, the **Liebherr Application Center** ensures Liebherr quality out of the factory. The feasibility and adaptability study for the standard range comes with **guaranteed CE certification, manufacturer-level quality** and high **spare part availability**.



Advantages of tailor-made solutions



Personalised
support



Manufacturer's
warranty



Tailor-made
solutions

- Modifications included during the assembly of the machine
- Transport restrictions are considered from the design stage



Expert
team

- In the manufacturer's factory
- Sales technical support
- Dedicated engineering office
- After-sales support
- Specialised manufacturing and assembly facilities



Certification
manufacturer's CE



Availability
of spare parts



1. Available excavator options

Cab with hydraulic elevation.....	6
Cab tiltable 30°	7
Dust suppression system	8
Hydraulic variable gauge VH-HD undercarriage	9

2. Special equipment

Tailor-made two-piece boom	13
Tailor-made Multi-User mono boom	15
Demolition boom and stick.....	17
Two-piece boom / quick coupler / multiple sticks	18
Basic boom / multiple equipments.....	20

3. Preparing for tool mounting

Shears on boom end.....	25
Shears on stick end	26

4. Special applications

Dredging excavator on barge at maritime site.....	30
Sheet pile driving	31
Slag processing.....	32
Selective deconstruction.....	33

1 Cab with hydraulic elevation



R 945



R 945

Customer benefits

- 2.50 m extra vertical view
- 2 m extra forward view
- Better view vs standard cab
- Enhanced safety
- Comfort and versatility in use
- Precision work
- Time savings and productivity gains

Applications

- Selective deconstruction work, recycling, emptying pits, special earthmoving and a range of forestry applications

Specifications

- TOPS or ROPS variants
- Uppercarriage and cab access adapted
- Front and right hand side view monitoring camera
- Elevation controlled by left mini-joystick
- Safety circuit

Option already developed for R 924 + R 930 + R 938 + R 945 + R 956

Cab tiltable 30°

1



R 930



R 938

Customer benefits

- Cab tiltable 30° upwards for best possible view of the work area
- Better view vs standard cab
- Enhanced safety
- Comfort and versatility in use
- Precision work
- Time savings and productivity gains

Applications

- Selective deconstruction work and special earthmoving

Specifications

- ROPS demolition cab with full protective grille
- Laminated safety glass
- Uppercarriage and cab access adapted
- Front and right hand side view monitoring camera
- Cab controlled by right mini-joystick

Option already developed for R 930 + R 938 + R 945 + R 956

1 Dust suppression system



Customer benefits

- Increased safety
- Comfort and versatility in use
- Time savings and productivity gains: no more need to have an additional machine on site for dust suppression

Applications

- Selective deconstruction work, loading and special earthmoving

Specifications

- 4 water nozzles on stick end, mounted on the change levers
- Maximum flow rate 30 l/min, maximum pressure 250 bars
- High-pressure lance

Option already developed for R 920 Compact + R 926 Compact + R 924 + R 926 + R 930 + R 934 + R 938 + R 945 + R 950 Tunnel + R 956

Hydraulic variable gauge VH-HD undercarriage



R 945



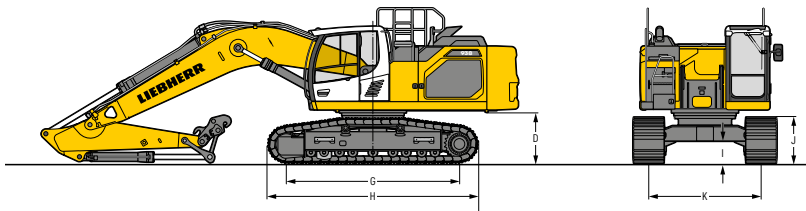
R 945

Customer benefits

- Easy to transport
- Increased stability

Applications

- Selective deconstruction work, earthmoving, loading and special earthmoving



Model	Gauge (mm) (K)	Wheelbase (mm) (G)	Undercarriage ground clearance (I)	Track height (J)	Counterweight ground clearance (D)	Undercarriage length (H)	Track components
R 924	2,000-2,800	3,800	405	1,075	1,130	4,690	D6C
R 930	2,280-3,180	4,090	410	1,140	1,220	5,020	D7
R 945	2,380-3,330	4,390	442	1,140	1,295	5,370	D7G
R 956	2,380-3,430	4,980	350	1,135	1,070	6,040	D8

Extra dimensions on request

Option already developed for R 930 + R 945 + R 956

1. Available excavator options

Cab with hydraulic elevation.....	6
Cab tiltable 30°	7
Dust suppression system.....	8
Hydraulic variable gauge VH-HD undercarriage.....	9

2. Special equipment

Tailor-made two-piece boom	13
Tailor-made Multi-User mono boom	15
Demolition boom and stick.....	17
Two-piece boom / quick coupler / multiple sticks	18
Basic boom / multiple equipments.....	20

3. Preparing for tool mounting

Shears on boom end.....	25
Shears on stick end	26

4. Special applications

Dredging excavator on barge at maritime site.....	30
Sheet pile driving	31
Slag processing.....	32
Selective deconstruction.....	33



Examples of applications

- Selective deconstruction work
- Recycling
- Emptying pits
- Special earthmoving



Specifications

- Dedicated kinematic and lift capacities
- Tailor-made storage racks for associated equipment



Customer benefits

- Comfort and versatility in use
- Precision work
- Time savings and productivity gains
- Extra reach



Tailor-made two-piece boom



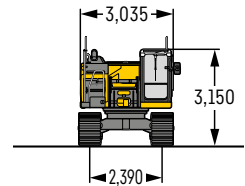
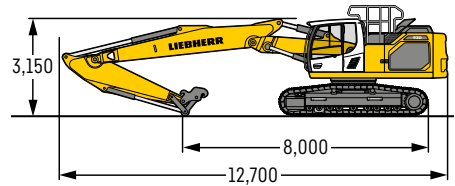
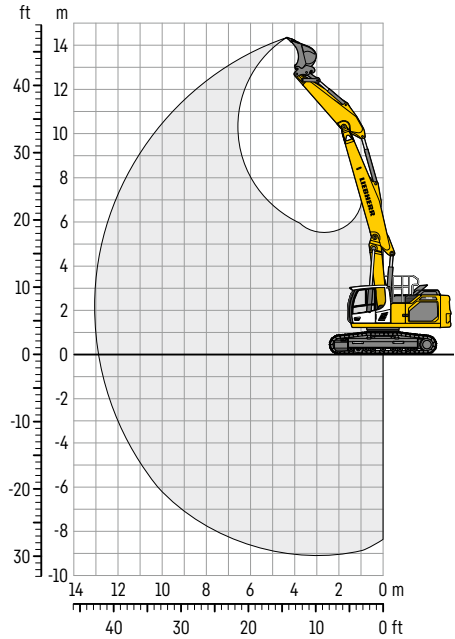
R 930

Configuration

- NLC undercarriage
- 600 mm triple grouser track pads
- 6.2 t counterweight
- 8.40 m two-piece boom
- 3.20 m stick
- SWA 48 quick coupler

- Excavator weight*: 34,060 kg
- Tool weight*: 2,100 kg at 360°
- Max. reach at ground level: 12.9 m
- Max. digging depth: 9 m
- Max. cutting height: 14.2 m

* depending on machine configuration



Option already developed for R 930

2 Tailor-made Multi-User mono boom



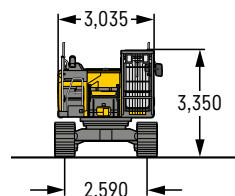
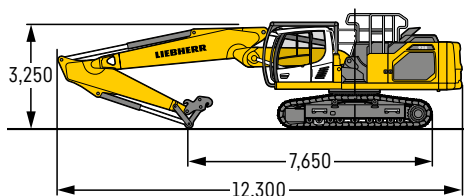
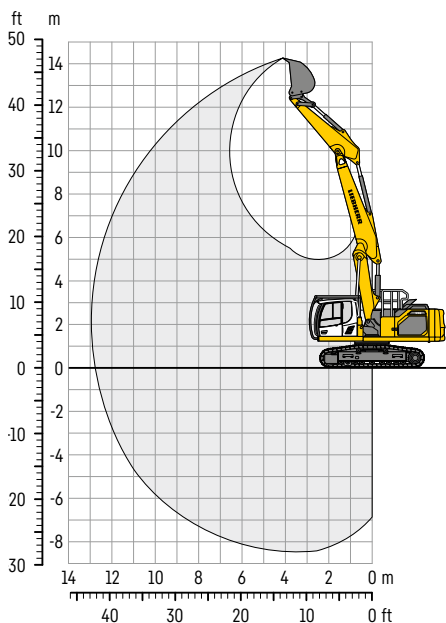
R 938

Configuration

- LC undercarriage
- 600 mm triple grouser track pads
- 9.40 t counterweight
- 8.00 m two-piece boom
- 3.25 m stick
- SWA 66 quick coupler
- Cab tiltable 30°
- SF120 cab pressurisation system
- Excavator weight*: 44,150 kg
- Tool weight*: 3,800 kg
- Max. reach at ground level: 12.8 m
- Max. digging depth: 8.4 m
- Max. cutting height: 14.2 m

* depending on machine configuration

Option already developed for R 938



Tailor-made Multi-User mono boom



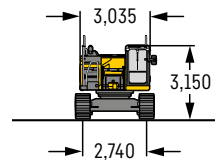
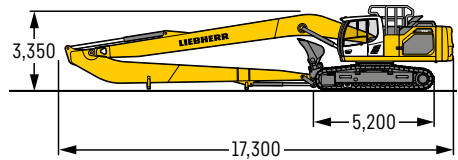
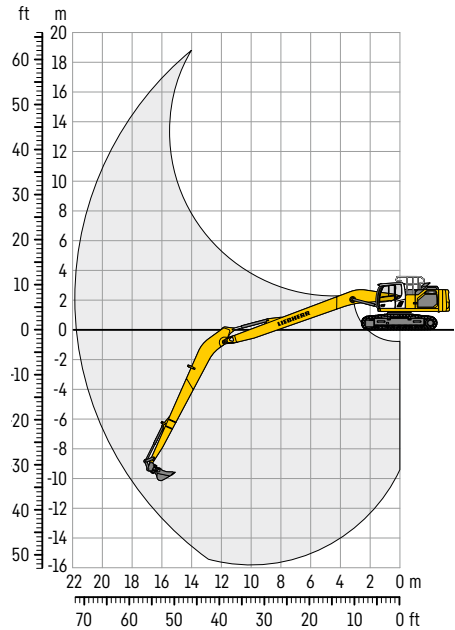
R 938

Configuration

- WLC undercarriage
- 900 mm triple grouser track pads
- 11.80 t counterweight
- 12.00 m Multi-User boom
- 9.50 m Multi-User stick

- Excavator weight*: 39,000 kg
- 0.50 m³ bucket
- Max. reach at ground level: 21.7 m
- Max. digging depth: 15.8 m
- Max. cutting height: 18.7 m


* depending on machine configuration



Option already developed for R 938 + R 945

Further available Multi-User equipment in our R 922 – R 992 Multi-User brochure

2 Tailor-made Multi-User mono boom



R 945

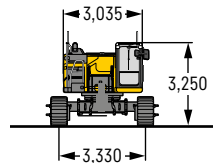
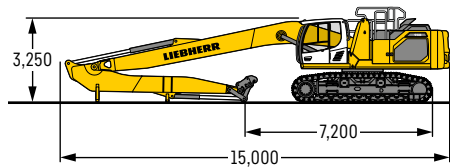
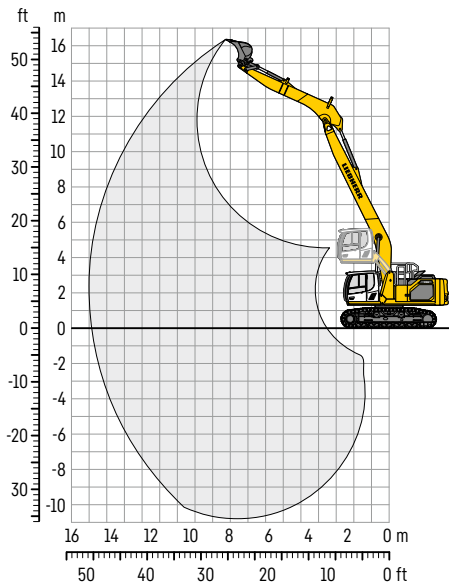
Configuration

- VH-HD undercarriage
- 750 mm triple grouser track pads
- 11.80 t counterweight
- 10.20 m Multi-User mono boom
- 5.70 m Multi-User stick
- Cab with hydraulic elevation
- Cab with sliding door
- Foaming for stick and boom for underwater applications
- Excavator weight*: 59,850 kg
- 1.45 m³ bucket
- Max. reach at ground level: 16.8 m
- Max. digging depth: 10.8 m
- Max. cutting height: 16.2 m

* depending on machine configuration

Option already developed for R 938 + R 945

Further available Multi-User equipment in our R 922 – R 992 Multi-User brochure



Demolition boom and stick



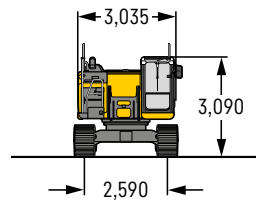
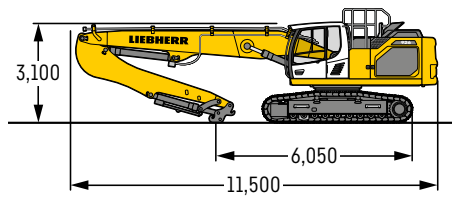
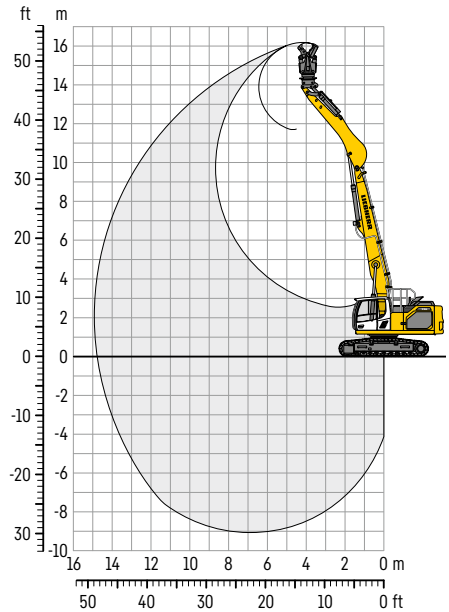
R 926

Configuration

- NLC undercarriage
- 600 mm triple grouser track pads
- 7.5 t counterweight
- 7.8 m demolition boom
- 5.00 m demolition stick
- Max. reach at ground level without tool: 12.9 m
- Max. cutting height without tool: 13.8 m

- Excavator weight*: 31,300 kg
- Tool weight* – transversal position: 1,800 kg
- Tool weight* – longitudinal position: 3,100 kg

* depending on machine configuration



Model	Gauge (mm) (K)	Wheelbase (mm) (G)	Undercarriage ground clearance (I)	Track height (J)	Counterweight ground clearance (D)	Undercarriage length (H)
R 926 NLC	2,590	3,830	495	965	1,115	4,625

Option already developed for R 926

2 Two-piece boom / quick coupler / multiple sticks



R 945

8.00 m two-piece boom – Quick coupler – 3.4 m stick extension, or tool

Specifications

- Kinematic and lift capacities study
- Quick coupler on two-piece boom
- Stick extension with quick coupler
- Solidlink on both quick couplers
- Hydraulic variable gauge VH-HD undercarriage (optional)
- Cab with hydraulic elevation (optional)
- SBL30 cab air filtration and pressurisation system (optional)
- GTS 13 kW generator kit
- Chain scrapers

Option already developed for R 945

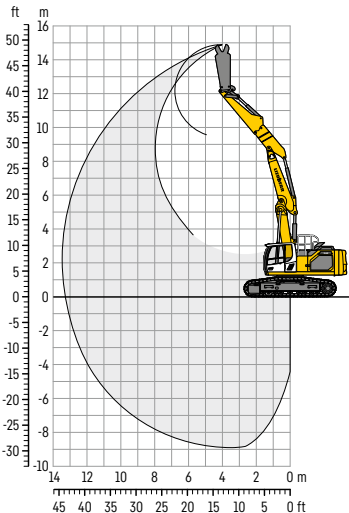
Two-piece boom / quick coupler / multiple sticks

R 945

VH-HD undercarriage
600 mm triple grouser track pads
8.40 t counterweight
8.00 m two-piece boom
1.20 m stick
SWA 77 quick coupler

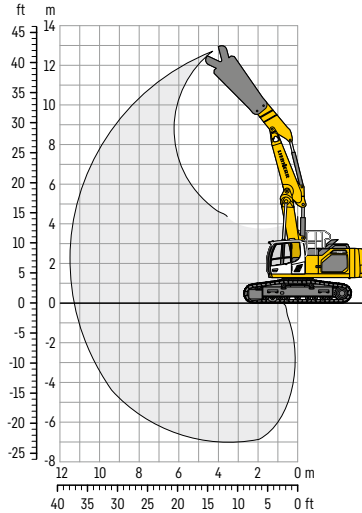
3.40 m stick extension
Tool: Weight depends on configuration
2,250 kg shears
Working height 12.00 m (without tool)

Tool: Weight depends on configuration
6,650 kg shears
Working height 9.50 m (without tool)



Excavator weight*: 54,000 kg
Max. reach at ground level without tool: 12 m
Max. cutting height without tool: 10.3 m
Tool weight*: 2,600 kg

* depending on machine configuration



Excavator weight*: 54,000 kg
Max. reach at ground level without tool: 9.8 m
Max. cutting height without tool: 7.3 m
Tool weight*: 7,800 kg

* depending on machine configuration



2 Basic boom / multiple equipments

Specifications

- Kinematic and lift capacities study
- Basic boom with quick coupler
- Multi-User equipment
- Earthmoving equipment
- Removable counterweight for Multi-User equipment

R 938

- 3.30 m basic boom with quick coupler
- WLC undercarriage
- 600 mm triple grouser track pads
- 9.40 t counterweight
- 3.30 m basic boom



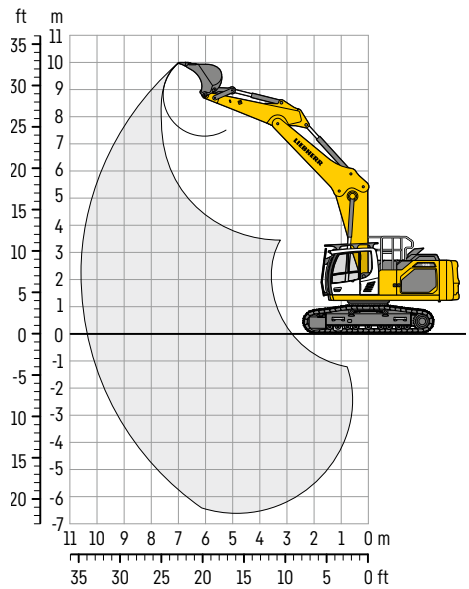
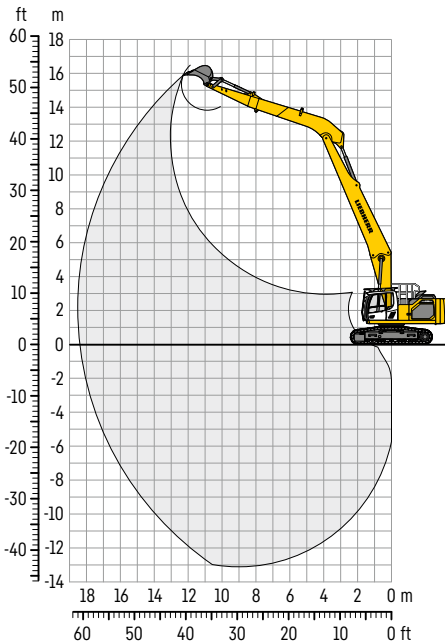
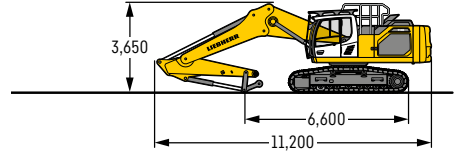
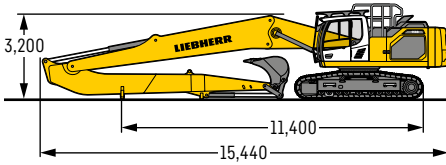
- 2.40 t extra counterweight
- 7.70 m Multi-User mono boom
- 7.70 m Multi-User stick
- 0.75 m³ bucket*
- Max. reach at ground level: 18.3 m
- Max. digging depth: 13.1 m
- Max. cutting height: 15.8 m
- Excavator weight**: 46,000 kg

- 3.95 m mono boom
- 2.90 m stick
- SWA 66 quick coupler
- 2.00 m³ bucket*
- Max. reach at ground level: 10.4 m
- Max. digging depth: 6.6 m
- Max. cutting height: 10.0 m
- Excavator weight**: 42,000 kg

* depending on digging material density

** depending on excavator configuration

Basic boom / multiple equipments



1. Available excavator options

Cab with hydraulic elevation.....	6
Cab tiltable 30°	7
Dust suppression system	8
Hydraulic variable gauge VH-HD undercarriage	9

2. Special equipment

Tailor-made two-piece boom	13
Tailor-made Multi-User mono boom	15
Demolition boom and stick.....	17
Two-piece boom / quick coupler / multiple sticks	18
Basic boom / multiple equipments.....	20

3. Preparing for tool mounting

Shears on boom end.....	25
Shears on stick end	26

4. Special applications

Dredging excavator on barge at maritime site.....	30
Sheet pile driving	31
Slag processing.....	32
Selective deconstruction.....	33



Examples of applications

- Selective deconstruction work
- Recycling



Specifications

- Dedicated kinematic and lift capacities



Customer benefits

- User comfort
- Precision work
- Time savings and productivity gains
- Reduced fuel consumption thanks to hydraulic optimisation





R 938

Configuration

- NLC undercarriage
- 600 mm triple grouser track pads
- 9.40 t counterweight
- 6.70 m two-piece boom
- Excavator weight: 36,000 kg
- LaBounty MSD 2500R shears - 6,700 kg

Specifications

- Adapting hydraulic system and lubrication system
- Adapting equipment to facilitate transport
- Tool adjustment and installation at factory

Option already developed for R 938 + R 945

3 Shears on stick end



R 998 SME

Configuration

- LC-V undercarriage
- 600 mm triple grouser track pads
- 18.0 t counterweight
- 7.20 m SME mono boom
- 2.90 m SME stick
- Quick coupler

- Excavator weight: 103,000 kg
- MBI SH1500R shears - 15,000 kg

Specifications

- Adapting hydraulic system
- Adapting equipment to facilitate transport
- Tool adjustment and installation at factory

Option already developed for R 998 SME

1. Available excavator options

Cab with hydraulic elevation.....	6
Cab tiltable 30°	7
Dust suppression system	8
Hydraulic variable gauge VH-HD undercarriage	9

2. Special equipment

Tailor-made two-piece boom	13
Tailor-made Multi-User mono boom	15
Demolition boom and stick.....	17
Two-piece boom / quick coupler / multiple sticks	18
Basic boom / multiple equipments.....	20


3. Preparing for tool mounting

Shears on boom end.....	25
Shears on stick end	26

4. Special applications

Dredging excavator on barge at maritime site.....	30
Sheet pile driving	31
Slag processing.....	32
Selective deconstruction.....	33

4 Dredging excavator on barge at maritime site



P 992

Preparing to install the excavator on a barge

Customer benefits

- User comfort
- Time savings and productivity gains
- Improved reliability – machine configured to its working environment

Applications

- Dredging work, port maintenance, loading/unloading barges
- Additional protection for working in a corrosive environment (sea water)

Specifications

Protection from corrosion:

- Hydraulic cylinders
- Equipment watertightness
- Radiator
- Wire harnesses
- Paint
- Others as required
- Screws, bolts and hinges in stainless steel

Compressor for equipment

pressurisation

Preparing for underwater work

with a hydraulic hammer

Elastic base to limit vibration

Option already developed for P 992

Sheet pile driving



R 956

Preparing to mount a vibratory hammer with a stick extension

Configuration

- VH-HD undercarriage
- 750 mm triple grouser track pads
- 11.0 t counterweight
- 6.30 m two-piece boom
- 3.35 m stick
- Quick coupler

- Excavator weight without tool 72 t
- Hook working height 15 m

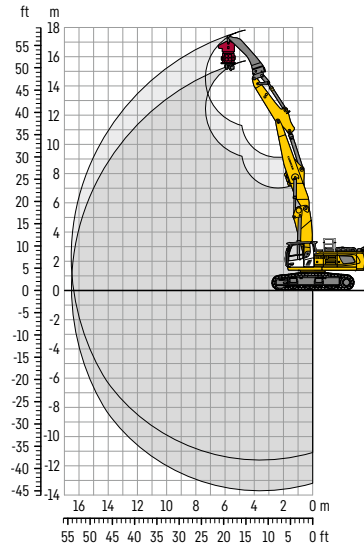
Tool:

- 3.10 m stick extension (without cylinder, with material handling stick-type bucket kinematics)
- Vibratory hammer
- Total weight: 4,000 kg

Sheet pile:

- Max weight: 3,200 kg
- Height: 10.0 to 14.0 m

Option already developed for R 956



Customer benefits

- User comfort thanks to better view
- Time savings and productivity gains
- Enhanced reliability – machine configured to its working environment

Specifications

- Hydraulic variable gauge VH-HD undercarriage
- Cab with hydraulic elevation
- Two-piece boom
- Extra hydraulic system for using extension
- Preparing hydraulics for using vibratory hammer

4 Slag processing



R 980 SME

Applications

- Slag processing, work in high-temperature environments

Customer benefits

- Safety during loading
- User comfort thanks to airtight cab
- Time savings and productivity gains
- Enhanced reliability – machine configured to its working environment

Specifications


- Cab with windows suited to high temperatures and air conditioning with improved cooling
- Cab air filtration and pressurisation system
- Automatic fire-extinguishing system
- Adapted central lubrication system
- Heat shielding for hoses and exposed parts of the machine

Option already developed for R 998 SME

Selective deconstruction



R 938



R 938

Applications

Selective deconstruction, waste sorting centre

Customer benefits

- User comfort
- Time savings and productivity gains
- Enhanced reliability – machine configured to its working environment

Specifications

- Cab tiltable 30° with full protective grille independent of the cab
- Different undercarriages available
- Tailor-made two-piece boom
- Water fogging system
- Cab pressurisation system
- Side protection for hoses
- Emergency stops with shut-off valve

