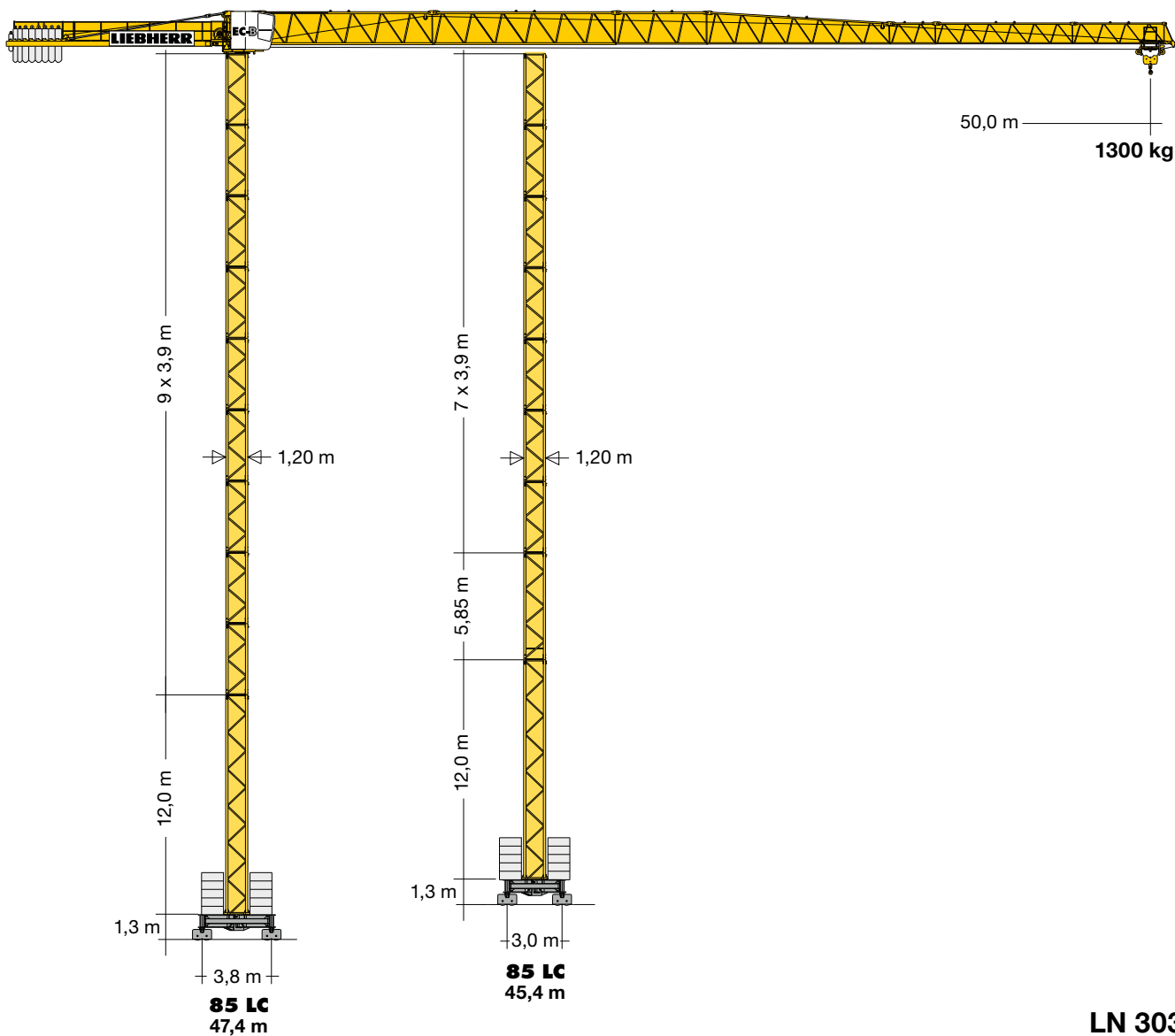


Turmdrehkran

Tower Crane / Grue à tour / Gru a torre / Grúa torre /
Guindaste de torre / Кран башенный

85 EC-B 5 FR.tronic®

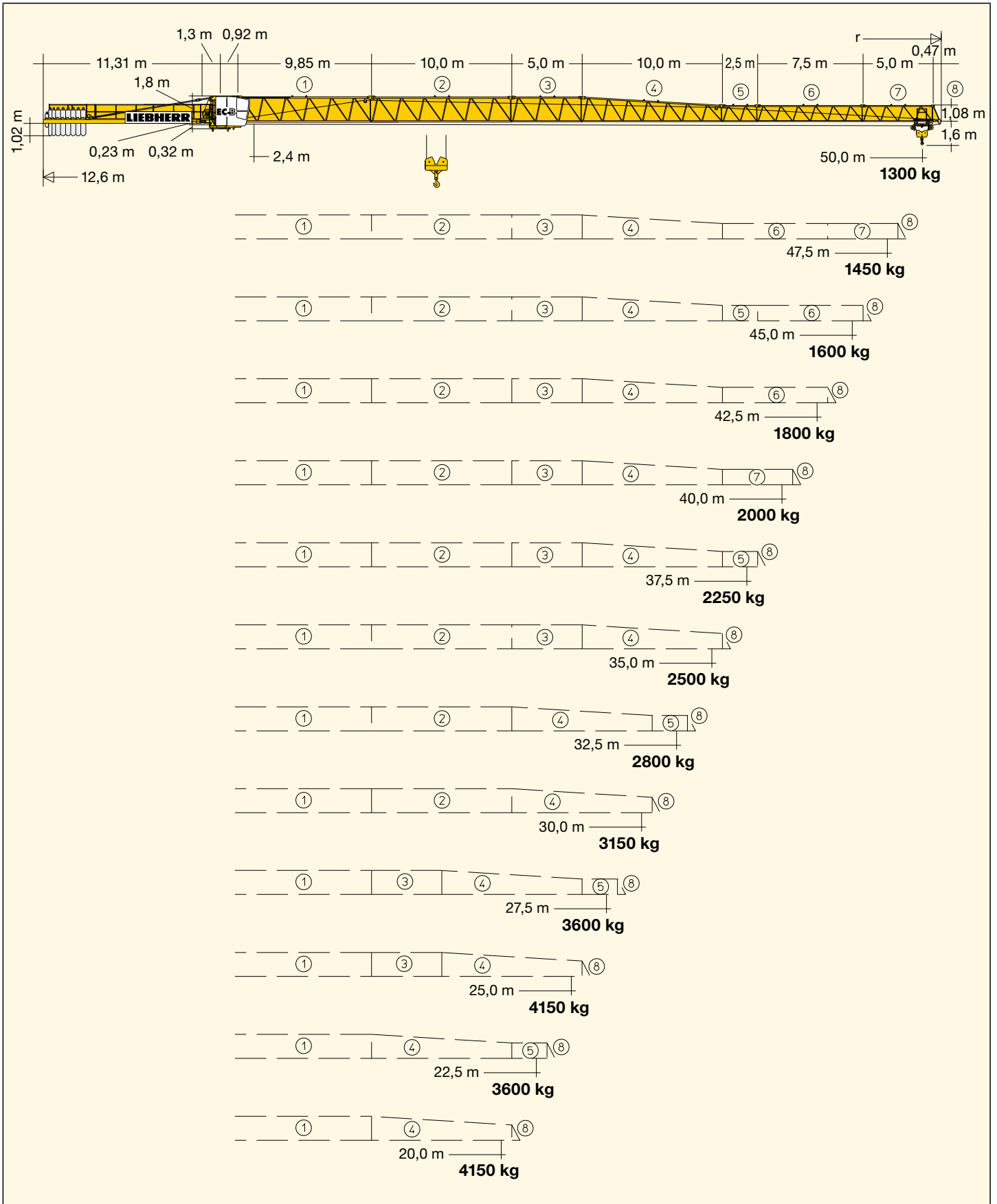



LN 303

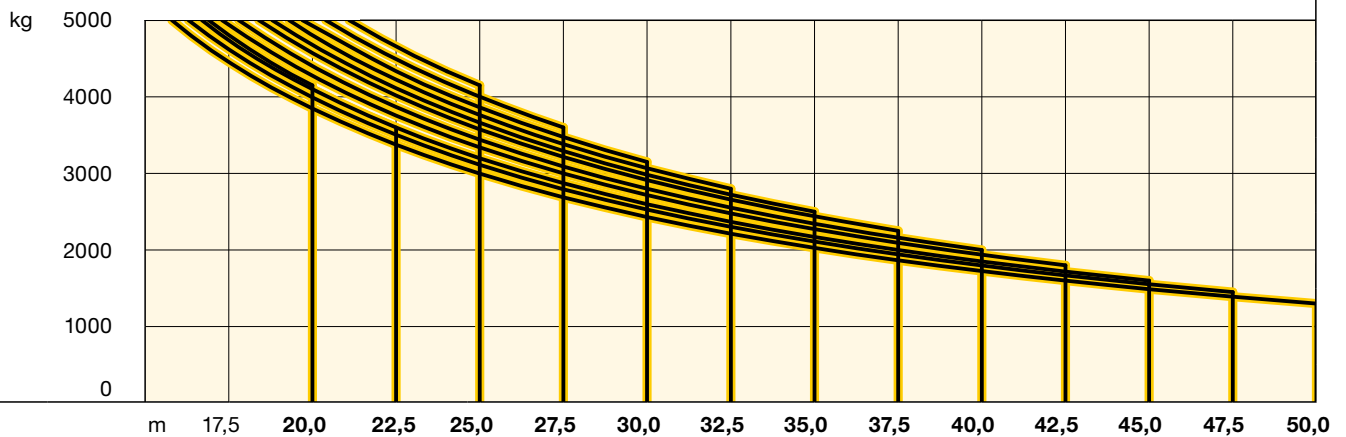
LIEBHERR

Ausladung und Tragfähigkeit

Radius and capacity / Portée et charge / Sbraccio e portata / Alcances y cargas / Alcance e capacidade de carga / Вылет и грузоподъемность



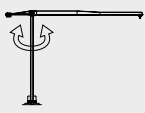
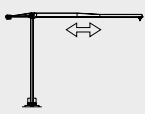

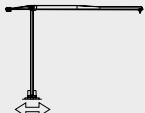

		85 EC-B 5 FR.tronic®														
m	r	m/kg 	m/kg													
			17,5	20,0	22,5	25,0	27,5	30,0	32,5	35,0	37,5	40,0	42,5	45,0	47,5	50,0
50,0	(r = 51,5)	2,4 - 15,8 5000	4460	3850	3380	3000	2690	2430	2210	2030	1870	1720	1600	1490	1390	1300
47,5	(r = 49,0)	2,4 - 16,3 5000	4620	3990	3500	3110	2790	2530	2300	2110	1940	1800	1670	1550	1450	
45,0	(r = 46,5)	2,4 - 16,7 5000	4750	4100	3600	3200	2870	2600	2370	2170	2000	1850	1720	1600		
42,5	(r = 44,0)	2,4 - 17,3 5000	4950	4280	3760	3340	3000	2720	2480	2270	2090	1940	1800			
40,0	(r = 41,5)	2,4 - 17,8 5000	5000	4400	3870	3440	3090	2800	2550	2340	2160	2000				
37,5	(r = 39,0)	2,4 - 18,4 5000	5000	4570	4020	3580	3210	2910	2660	2440	2250					
35,0	(r = 36,5)	2,4 - 18,8 5000	5000	4680	4110	3660	3290	2980	2720	2500						
32,5	(r = 34,0)	2,4 - 19,3 5000	5000	4800	4220	3760	3380	3070	2800							
30,0	(r = 31,5)	2,4 - 19,7 5000	5000	4930	4340	3860	3470	3150								
27,5	(r = 29,0)	2,4 - 20,4 5000	5000	5000	4490	4000	3600									
25,0	(r = 26,5)	2,4 - 21,1 5000	5000	5000	4660	4150										
22,5	(r = 24,0)	2,4 - 16,7 5000	4750	4100	3600											
20,0	(r = 21,5)	2,4 - 16,9 5000	4800	4150												

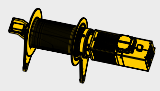


3,9 m		3,9 m + 5,85 m		5,85 m		11,7 m		LN 303												85 LC											
10	9+1	7		41,6 ¹⁾			41,8 ¹⁾			41,9 ¹⁾			41,2 ¹⁾			40,2		-													
	8+1			39,7			39,9			40,0			39,3			38,2		-													
9	6	3		37,7			37,9			38,0			37,3			36,3		-													
				7+1	35,8			36,0			36,1			35,4			34,3		46,2												
8	5			35,8			47,4			47,8			47,7			47,0		47,0													
				6+1	33,8			45,4			45,5			34,0			45,6			45,6											
7	4	2		31,9			43,5			43,7			43,7			43,8		43,8													
				5+1	29,9			41,5			41,5			30,1			41,7			41,7											
6	3			28,0			39,6			39,8			39,8			39,9		39,9													
				4+1	26,0			37,6			37,6			26,2			37,8			37,8											
5	2			24,1			35,7			35,9			35,9			36,0		36,0													
				3+1	22,1			33,7			33,7			22,3			33,9			33,9											
4	1			20,2			31,8			31,8			20,4			32,0			32,0												
				2+1	18,2			29,8			29,8			18,4			30,0			30,0											
3	1			16,3			27,9			27,9			16,5			28,1			28,1												
				0+1	14,3			25,9			25,9			14,5			26,1			26,1											
2	1			12,4			24,0			24,0			12,6			24,2			24,2												
				0	10,4			22,0			22,0			10,6			22,2			22,2											
1	1			8,5			20,1			20,1			8,7			20,3			20,3												
				0	6,5			18,1			18,1			6,7			18,3			18,3											
0	0			4,6			16,2			16,2			4,8			16,4			16,4												
				0	-			12,3			12,3			-			12,5			12,5											
				m			a)			b)			m			a)			b)												

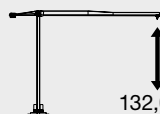
¹⁾ Ohne Kabine / Without cabin / Sans cabine / Senza cabina / Sin cabina / Sem cabine / Без кабины

Weitere Hubhöhen sowie Klettern auf Anfrage. / Further hoist heights and climbing on request. / Hauteurs sous crochet plus élevées et hissage sur demande. / Altre altezze di sollevamento come pure telescopaggio, su richiesta. / Para alturas bajo gancho superiores y trepado, consultar. / Outras alturas de elevação e ascensionamento, mediante consulta. / Другие высоты подъема и наращивание крана – по запросу.

	0 ↔ U/min 0,8 sl./min tr./min	5,0 kW FU
	0 ↔ 63,0 m/min	3,0 kW FU 
	25,0 m/min 25,0 m/min	2 x 3,0 kW FU 2 x 4,0 kW
	kVA	24 kW FU 31,0



24 kW FU
WIW 230 MZ 424



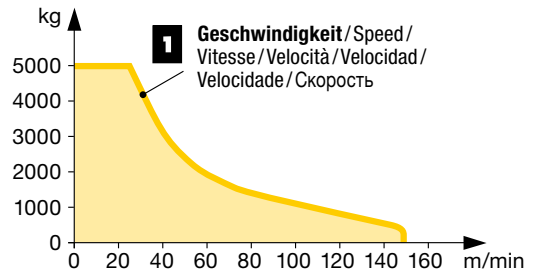
132,0 m
max. 260,0 m²)

↔ **stufenlos** / stepless / régl. continu /
regl. progressiva / sin escalones /
sem degraus / бесступенчатый

kg m/min

5 Lagen
Layers
Couches
Avvolgimenti
Camadas
Сарас
Слоёв













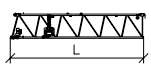



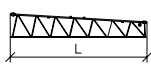







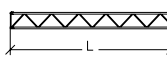

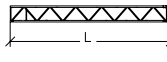

1	5000	0 ↔	25
	200	0 ↔	149











1 **Geschwindigkeit** / Speed /
Vitesse / Velocità / Velocidad /
Velocidade / Скорость

²⁾ Weitere Hublastdaten: siehe Betriebsanleitung. / Further hoist load data: see instruction manual. / Autres données de la charge de levage : voir manuel d'instruction. / Altri dati sui carichi sollevati: consultare il manuale d'istruzione. / Alturas bajo grancho superiores según manual. / Outras tabelas de carga: consultar manual de instruções. / Другие данные по весу поднимаемых грузов: см. инструкцию по эксплуатации.

Montagegewichte: siehe Betriebsanleitung./Erection weights: see instruction manual./Poids de montage: voir manuel de service./Pesi di montaggio: vedere manuale d'uso./
Peso para el montaje: según manual./Pesos de montagem: veja-se as instruções p. uso./Масса монтируемых частей: см. инструкцию по эксплуатации.

Kranoberteil		Upper part of crane / Partie supérieure de grue / Parte superiore della gru / Parte superior grúa / Parte superior do guindaste / Верхняя часть крана	L (m)	B (m)	H (m)	kg ³⁾		
Pos. Item Rep Voce Pos. Ref. Поз.	Anz. Qty. Qte. Qta. Cant. Cant. Кол-во	Drehbühne kpl. / Slewing platform cpl. / Ensemble mât-cabine cpl. / Piattaforma girevole compl. / Plataforma giratória compl. / Conjunto plataforma de giro / Поворотная платформа в сб.			2,42	2,77	2,52	4325
2	1	Drehbühne / Slewing platform / Ensemble mât-cabine / Piattaforma girevole / Conjunto plataforma de giro / Plataforma giratória compl. / Поворотная платформа			2,42	2,00	2,52	4070
3	1	Podeste / Platformes / Plates-formes / Pedana / Plataformas / Plataformas / Площадки			2,34 2,34 2,34	0,51 1,04 0,65	1,36 1,31 1,36	125 135 120
4	1	Kabine / Cabin / Cabine / Cabina / Cabina / Cabina / Кабина			3,00 3,00 ⁴⁾	1,57 1,57 ⁴⁾	2,34 2,37 ⁴⁾	980 1070 ⁴⁾
5	1	Gegenausleger / Counter-jib / Contre-flèche / Controfreccia / Contrapluma / Contra-lança / Консоль противовеса			11,40	1,39	0,66	2340
6	1	Podeste Gegenausleger / Counter-jib platforms / Plates-formes de contre-flèche / Ballatoi controfreccia / Plataforma contrapluma / Plataforma contra-lança / Площадки консоли противовеса			3,30	0,71	1,35	130
7	1	Ausleger-Anlenkstück / Jib heel section / Pied de flèche / Sezione articolata braccio / Pluma tramo primero / Base articulada de lança / Корневая секция стрелы			10,06	1,30	1,93	⊙ 1810
8	1	Ausleger-Zwischenstück / Intermediate jib section / Elément intermédiaire de flèche / Sezione intermedia braccio / Tramo intermedio pluma / Peça suplementar da lança / Промежуточная секция стрелы			10,23 5,21 2,69 7,68 5,17	1,10 1,10 1,10 1,10 1,10	1,84 1,84 1,25 1,24 1,23	⊙ 1120 ⊙ 470 ⊙ 160 ⊙ 390 ⊙ 190
9	1	Ausleger-Zwischenstück / Intermediate jib section / Elément intermédiaire de flèche / Sezione intermedia braccio / Tramo intermedio pluma / Peça suplementar da lança / Промежуточная секция стрелы			10,20	1,10	1,83	⊙ 740
10	1	Ausleger-Kopfstück / Jib head section / Pointe de flèche / Punta braccio / Tramo punta de pluma / Cabeça de lança / Концевая секция стрелы			1,24	1,11	0,44	⊙ 60
11	1	Laufkatze / Trolley / Chariot / Carrello / Carrito / Carrinho / Грузовая тележка			1,60	1,28	0,78	163
12	1	Fahrkorb / Maintenance cage / Nacelle d'entretien / Cestello di manutenzione / Plataforma de mantenimiento / Передвижная платформа			0,78	0,66	1,25	35
Turm		Tower / Mât / Torre / Torre / Torre / Башня						
13	1	Grundturmstück / Base tower section / Mât de base / Elemento di torre base / Tramo base / Peça de base de torre / Секция основания			12,00	1,42	1,42	3610
14	1	Turmstück / Tower section / Elément de mât / Elemento di torre / Tramo torre / Torre / Башенная секция			3,90 m 5,85 m 11,70 m	4,17 6,12 11,97	1,20 1,20 1,20	1115 1515 2770

Pos. Anz.
Item Qty.
Rep Qte.
Voce Qta.
Pos. Cant.
Ref. Cant.
Поз. Кол-во

				L (m)	B (m)	H (m)	kg ³⁾	
Fundamentkreuz		Cruciform base / Châssis en croix / Crociera / Carro de guindaste / Base criciforme / Фундаментная крестовина						
15	1	Tragholm I / Arm I / Longeron I / Longherone I / Travessa I / Brazo I / Несущая балка I			3,0 m 3,8 m	4,88 5,68	0,71 0,81	1550 1790
16	1	Tragholm II / Arm II / Longeron II / Longherone II / Travessa II / Brazo II / Несущая балка II			3,0 m 3,8 m	4,88 5,68	0,78 0,78	1340 1580
17	2	Fahrschemel mit Antrieb / Rail bogie with drive / Bogie moteur / Telaço con grappa propulsore / Caja rodillo motriz / Quadra sem grupa de propulsão / Подрамник с приводом				1,31 0,96	0,66 0,38	630 280
18	2	Fahrschemel ohne Antrieb / Rail bogie without drive / Bogie fou / Telaço senza grappa propulsore / Caja rodillo conducido / Quadra com grupa de propulsão / Подрамник без привода				1,04 0,38	0,33 0,31	330 200

3) **Einzelgewichte** / Single weights / Poids individuels / Singoli pesi / Tramo punta de pluma / Pesos de peças componentes / Индивидуальный вес

4) **Komfort-Kabine** / Deluxe cab / Cabine confort / Cabina comfort / Cabina confort / Cabine conforto / кабина повышенной комфортности

Änderungen vorbehalten! / Subject to technical modifications! /
Sous réserves de modifications ! / Con riserva di modifiche! /
¡Sujeto a modificaciones sin previo aviso! / Sujeto a modificacões! /
С правом внесения изменений!

Sämtliche Angaben erfolgen ohne Gewähr. / This information is supplied without liability. /
Ces renseignements sont sans garantie. / Tutte le indicazioni fornite senza garanzia. /
Declinamos toda responsabilidad derivada de la información proporcionada. / Declinamos
qualquer responsabilidade quanto à informação fornecida. / Все данные указаны без обязательств.

TCS-000989-LBC-01 • EN 14439:2009 – A3 • BGL C.0.10.0080 • 04.20

Printed in Germany.

Liebherr-Werk Biberach GmbH
Postfach 1663, D-88396 Biberach an der Riss
☎ +49 73 51 41-0, Fax: +49 73 51 41 22 25
www.liebherr.com, E-Mail: info.lbc@liebherr.com

Liebherr Industrias Metálicas, S.A.
Polígono Industrial Agustinos, calle E, E-31014 Pamplona
☎ +34 94829 70-00, Fax +34 94829 70-29
www.liebherr.com, E-Mail: info.lim@liebherr.com