

EN-US



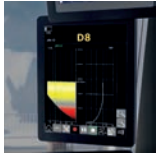
LRH 100.1 unplugged

LRH 3101.07
www.liebherr.com

LIEBHERR

Piling rigs

Concept and characteristics



PDE[®]
Process Data Recording



MyJobsite



LIPOS[®]
Positioning System



LiDAT[®]
Data Transmission



The robust universal machine

- Hydraulic hammer
- Pre-drill

Assistance systems

- Joystick control for all machine functions
- Leader inclination memory
- Positioning system
- Free-fall winches with slack rope monitoring and prevention

Technical description



Drive system

Max. drive power	255 kW
Battery type	High Performance Battery System
Technology	Li-Ion NMC (nickel manganese cobalt)
Max. charging power	40 kW (CEE socket 63 A / 400 V AC) 20 kW (CEE socket 32 A / 400 V AC)
Option	80 kW (CEE socket 125 A / 400 V AC)
Mains voltage	400 V AC (3 phase + N + PE)
Capacity	standard 4 h* option 8 h

* in normal operation



Hydraulic system

Pump for working tools	2x 73 gal/min
Separate pump for kinematics	34 gal/min
Hydraulic oil tank capacity	159 gal
Max. working pressure	5,076 PSI
Hydraulic oil	electronic monitoring of all filters use of synthetic environmentally friendly oil possible



Crawlers

Drive system	with fixed axial piston hydraulic motors
Crawler side frames	maintenance-free, with hydraulic chain tensioning device
Brake	hydraulically released, spring-loaded multi-disc holding brake
Drive speed	0-1.23 mph
Track force	98,916 lbf
Grousers	width 35.4 inch



Swing gear

Drive system	with fixed axial piston hydraulic motors, planetary gearbox, pinion
Swing ring	roller bearing with external teeth
Brake	hydraulically released, spring-loaded multi-disc holding brake
Swing speed	0-3.75 rpm continuously variable



Hammer winch with free fall

Line pull (effective)	24,279 lbf
Rope diameter	24 mm
Rope speed	0-217 ft/min

The winch is outstanding in its compact design and easy assembly. Clutch and braking functions on the free-fall system are provided by a compact designed, low wear and maintenance-free multi-disc service brake.



Pile winch with free fall



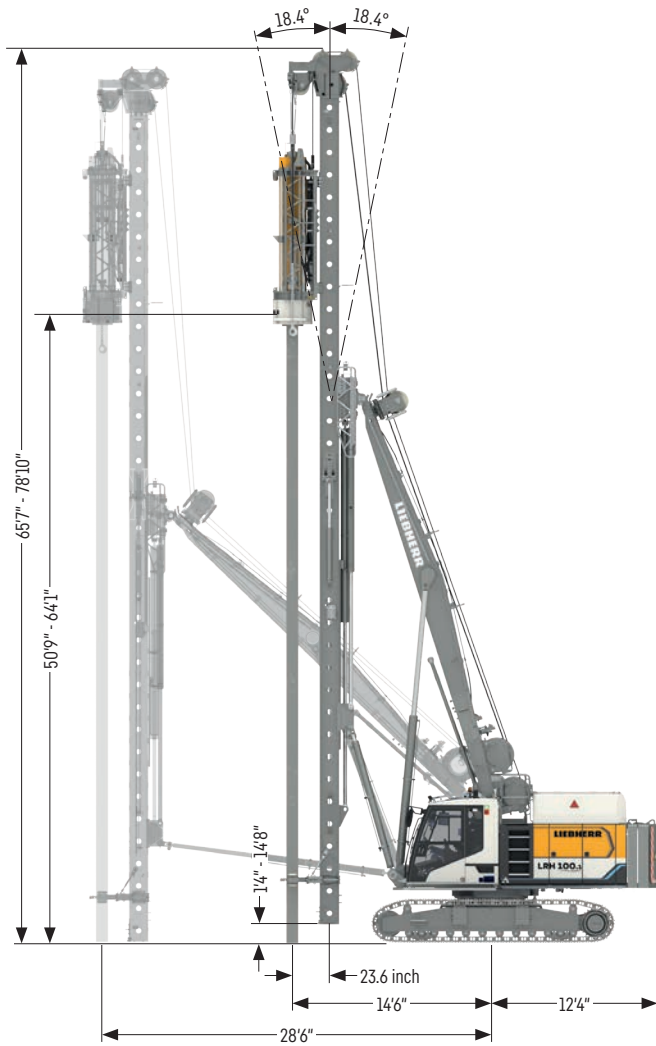
Line pull (effective)	17,985 lbf
Rope diameter	20 mm
Rope speed	0-217 ft/min

The winch is outstanding in its compact design and easy assembly. Clutch and braking functions on the free-fall system are provided by a compact designed, low wear and maintenance-free multi-disc service brake.

Remarks:



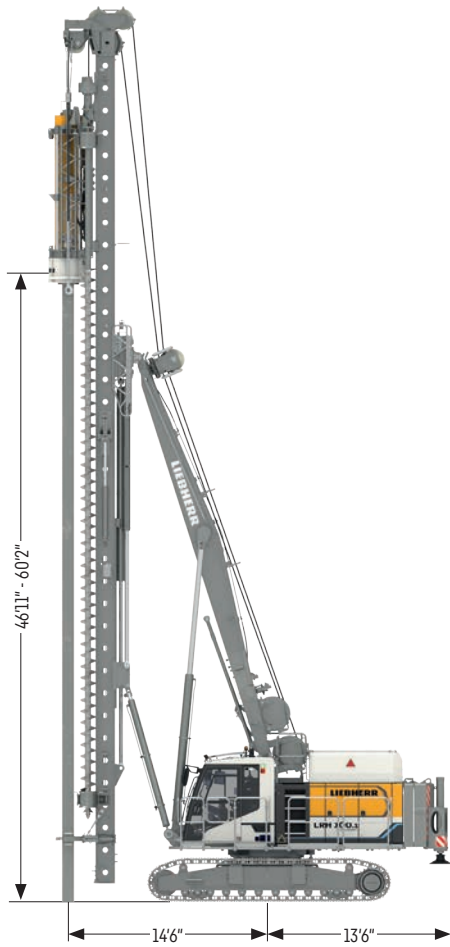
- Illustrations showing the types of application (e.g. hydraulic hammer, pre-drill etc.) are examples only.
- Weights and transport dimensions can vary with the final configuration of the machine. The figures in this brochure may include options which are not within the standard scope of supply of the machine.

Dimensions



Operating weight

Total weight with 35.4 inch 3-web grousers	lbs 158,512
The operating weight includes the basic machine LRH 100.1 unplugged incl. hammer H 6-6 and 28,660 lbs counterweight.	



Operating weight

Total weight with 35.4 inch 3-web grousers	lbs 160,717
--	-------------

The operating weight includes the basic machine LRH 100.1 unplugged incl. hammer H 6-6, rotary BA 12 and 28,660 lbs counterweight.

Local zero emission

Emission-free

The new machines with alternative electro-hydraulic drive have a very low noise level and are also emission-free. That is a huge advantage in areas sensitive to noise and also for the people working on the jobsite.

Operation

The LRH 100.1 unplugged can be operated both connected to the power supply (plugged in) or powered by battery (unplugged).

Sustainability

Liebherr is aware of its responsibility towards society and the environment and, with the unplugged series, strives for the best possible combination of environmental sustainability, customer benefit and efficiency.





Plugged in

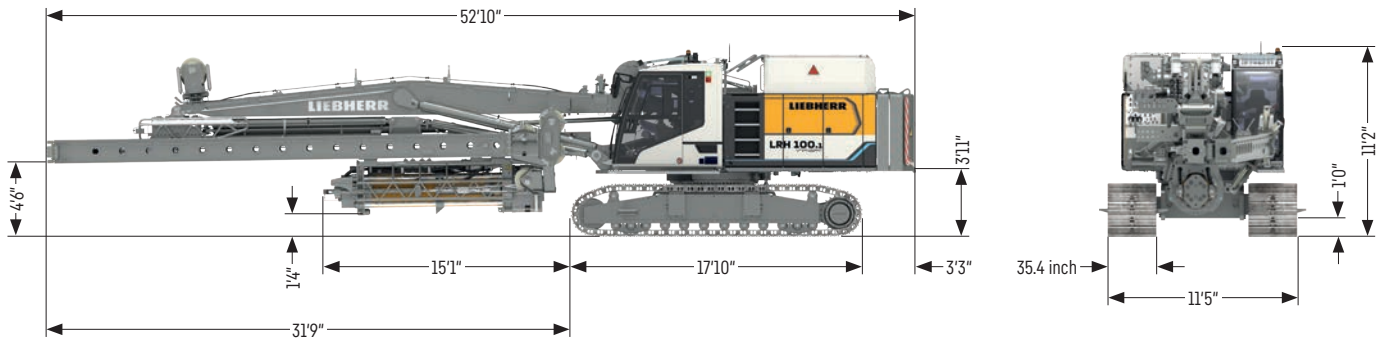
When connected to the power supply, there are no restrictions in performance and application of the machine when compared to the conventional version with diesel engine. The battery is constantly charged when connected to the power supply and therefore always provides sufficient energy.



Unplugged

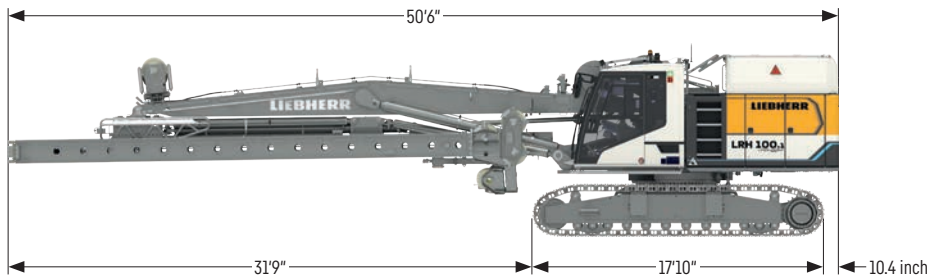
The battery is designed for an operating time of 4 hours as a standard and 8 hours as an option. It can be simply recharged using a conventional jobsite electric supply (32 A, 63 A). Using a 125 A supply, the battery can be fast-charged in barely 7 hours.

Transport dimensions and weights



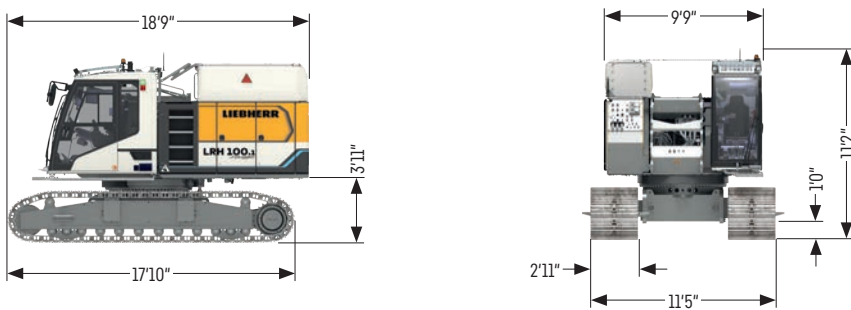
Transport with hydraulic hammer

includes the basic machine (ready for operation) with leader, hydraulic hammer H 6-6 and 28,660 lbs counterweight	lbs	158,512
Weight hydraulic hammer H 6-6	lbs	21,164



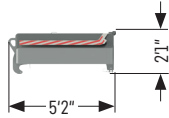

Transport without hydraulic hammer

includes the basic machine (ready for operation) with leader, without hydraulic hammer and without counterweight	lbs	108,688
--	-----	---------



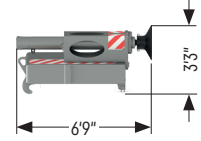
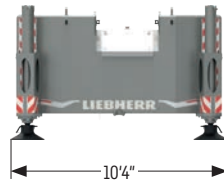
Basic machine

with crawler side frames, without counterweight	lbs	69,887
---	-----	--------



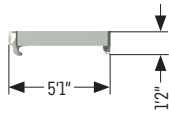

Counterweight

Weight lbs 17,637




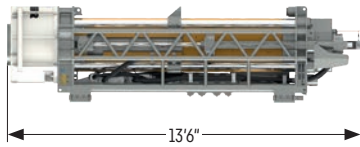
Counterweight with rear support unit

Weight lbs 17,637




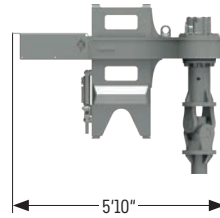
Intermediate slab

Weight lbs 11,023



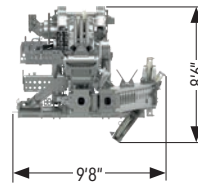
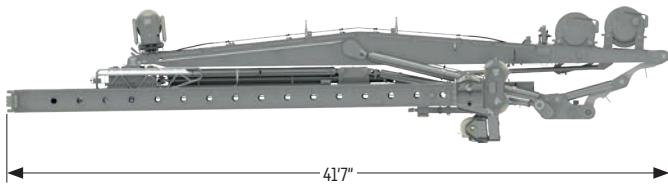
Hammer H 6-6

Weight incl. 13,228 lbs drop weight lbs 21,164



BA 12

Weight lbs 1,366



Leader

Weight lbs 38,801

Hydraulic hammer H 6




Performance data

Hammer type		H 6-3	H 6-4	H 6-5	H 6-6
Drop weight	lbs	6,614	8,818	11,023	13,228
Max. rated energy	lbf-ft	26,552	35,403	44,254	53,104
Blow rate	blows/min	50-150	50-150	50-150	40-150
Max. pile length	ft	64.0	64.0	64.0	64.0
Hammer weight incl. pile helmet and dolly	lbs	14,551	16,755	18,960	21,164

Various pile helmet sizes up to diameters of 2.1 ft or in square design available on request

Pre-drill BA 12



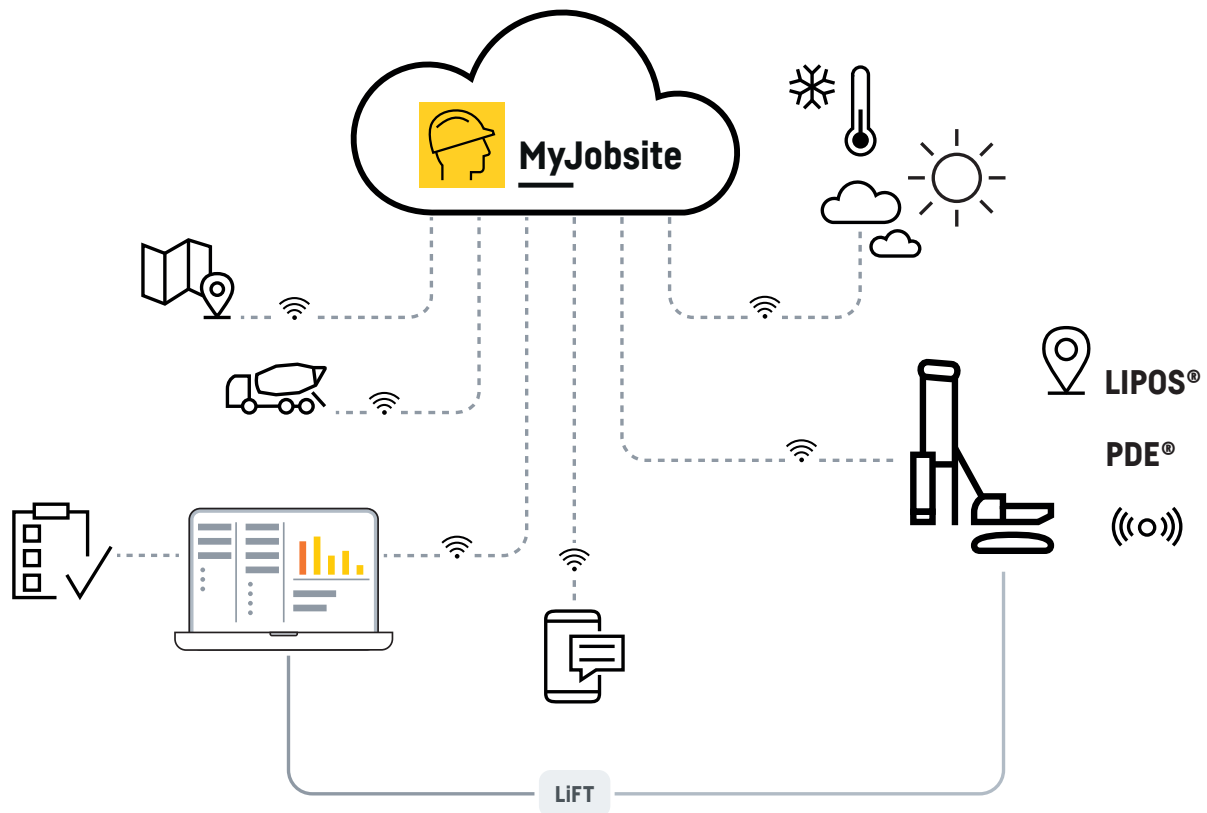
Performance data

Rotary drive - torque	lbf-ft	0 - 8,850
Rotary drive - speed	rpm	0 - 65
Max. drilling diameter	ft	1.1
Max. pile length	ft	60
Max. drilling depth	ft	39.4

Other drilling diameters available on request

Digitalization in deep foundation work

As deep foundation expert, Liebherr has created a combination of the most diverse assistance systems and software solutions in order to record and evaluate complex processes and to be able to provide the corresponding evidence.



LIPOS - Liebherr Positioning System

Using pre-installed components, LIPOS enables the direct integration of machine control systems from Trimble and Leica. These systems are based on modern DGNSS technology (Differential Global Navigation Satellite System) and so achieve the best possible conditions for a precise and efficient positioning of Liebherr machines and their attachment tools.

PDE

All working processes can be electronically recorded and visualized using the process data recording system PDE. The system is operated and displayed on the PDE touchscreen in the operator's cab. PDE records operating data from the Litronic control system, as well as data from external sensors.

MyJobsite

Using the MyJobsite software solution all relevant process, machine, construction site and positioning data (LIPOS) can be recorded, displayed, analysed, managed

and evaluated in one central location. The collected data can be accessed via a web browser when an internet connection is active.

With the recorded PDE data, such as the driving progress of the pile per blow, the total number of blows, or the impact frequency per minute, a driving protocol is automatically generated as proof of quality directly after completion of a work process. The parameters of the driving protocol can be defined and assigned in advance. Using the templates saves a lot of time when creating the protocols.

MyJobsite is THE tool for quality control and documentation. The deluge of data, which is accrued each day from a wide variety of sources on the jobsite, can be recorded precisely and processed in an informative manner. Unpopular bureaucratic work is kept to a minimum and the amount of time required for it is significantly reduced. At the same time, the quality of administration work is maximised.



Download datasheet



Please contact us.

Liebherr-Werk Nenzing GmbH · Dr. Hans Liebherr Str. 1 · 6710 Nenzing, Austria
Phone +43 50809 41-473 · foundation.equipment@liebherr.com · www.liebherr.com
facebook.com/LiebherrConstruction