
Tower Crane Litronic

The Smart Assistant

LIEBHERR

Tower cranes





Litronic

The Smart Assistant

Modern construction in the 21st century is characterised by ever greater complexity in less space, coupled with time and cost pressure. The demands on construction machinery and its operators are growing, especially in the area of tower cranes. To support crane operators in their work while boosting handling capacity, reliability and safety, our control comes with a series of modern assistance systems.



Litronic – The Smart Assistant



06

Micromove

Proven fine positioning mode – even for the heaviest components.



08

Operating-range limiting system

This allows you to define the non-critical working range with the highest precision.



14


Level luffing

Work with the HC-L as with a trolley jib.



16

Full control lever distance



17

Oscillation damping system



20

Tower Crane Operating System



10

Load Plus

Ensures increased load capacities up to 20% .



12

Safety-monitored climbing

Meet the construction site challenges.



16

Wind force moment control



17

Slewing modes



22

Control stand

Micromove

The heaviest components can be moved into place and positioned with millimetre precision. This ensures the greatest possible safety – for the building site, components and construction workers.



Litronic lets you handle the crane hook with finesse.

Brick after brick – this is fast becoming a thing of the past on today's construction site. Prefabricated components, such as filigree concrete covers, have long been part of everyday routine. Both cost and time pressure along with increasing safety requirements mean loads have to be handled with particular care.

The Micromove function allows the crane operator to perform positioning with sensitive precision.



To make work with critical components easier, Micromove fine positioning mode comes with two advantages: Firstly, the workpieces can be placed down with the utmost care and precision at micro-speed and full control lever distance.

Secondly, components can be kept suspended without the brake taking effect. This guarantees a smooth and gentle restart.



So as not to disturb concentration and avoid interruptions, the Micromove function can be activated directly at the control lever. No matter whether via radio-control or in the cabin – Micromove is always just the touch of a button away.

Operating-range limiting system

The operating-range limiting system allows you to automatically exclude areas requiring protection. This enhances safety enormously and also lets you utilise the free areas with metre precision – thereby boosting efficiency on the construction site.



Protects what's important to you and others.

Above all in inner cities, construction sites are often small in terms of space and adjoin buildings that you need to avoid when slewing with loads on the hook. In particular traffic routes such as rail tracks and motorways as well as public facilities such as nurseries have to be kept out of the working range. As every metre counts for you, the Litronic operating-range limiting system now offers even more teaching points. This means you can define your working range with special precision.



The TC_OS allows erection engineers to delimit the precisely determined working area. An acoustic signal and display indicate to the crane operator when he is approaching such an area, allowing the crane to stop automatically before overslewing.

3D ABB: By factoring in the lowering depth, the working range limiting system becomes three-dimensional. This makes it possible to negotiate low protected buildings and to reach working areas under protected structures.



20 polygon points for 10 polygonal chains: Trace existing obstructions exactly. Simply provide the corner points and the system will join these up automatically.



A definable square: Program the four corners of a building – the system will automatically delimit a square.



Three circle segments: For rapid programming – define two points and the system will map out the angles and radius in-between.


Load Plus

The Load-Plus function lets you increase the lifting capacity of your crane for individual hoisting. That means a smaller tower crane is often adequate with Litronic, as infrequent hoisting with heavy parts is nevertheless possible.



Big power from a small button.

A tower crane works at the limit of its lifting capacity for the shortest time. The Litronic also enables additional power for certain individual hoisting operations involving heavy loads. The hoisting load can be increased by up to 20% – at the press of a button.



To ensure a fast utilization, the Load-Plus function can be activated directly at the radio-control or control stand.

The speed of the crane movements has a major effect on the maximum load capacity. To be able to increase this, the activated Load-Plus function reduces the speed of the crane drives. This means you can hoist up to 20% more load.

Safety-monitored climbing

The monitored system increases safety during climbing. The clear release for the next step prevents unnecessary interruptions.



So cranes can reach for the sky.

Climbing is one of the greatest challenges in crane operation. The stability of the construction is reduced and the wind-exposed surface area increased. Climbing also involves many individual steps that need to function smoothly. The Tower Crane Litronic allows you to control the climbing for each of these individual steps.



Activating climbing mode automatically limits crane operation, converting it to a special climbing load curve. This enables the climbing to be carried out safely, while reducing hazards due to improper actions.

Besides operating the climbing equipment, the climbing control panel lets you monitor the entire procedure. Visual signals provide information on the proper implementation and enable the next climbing step.

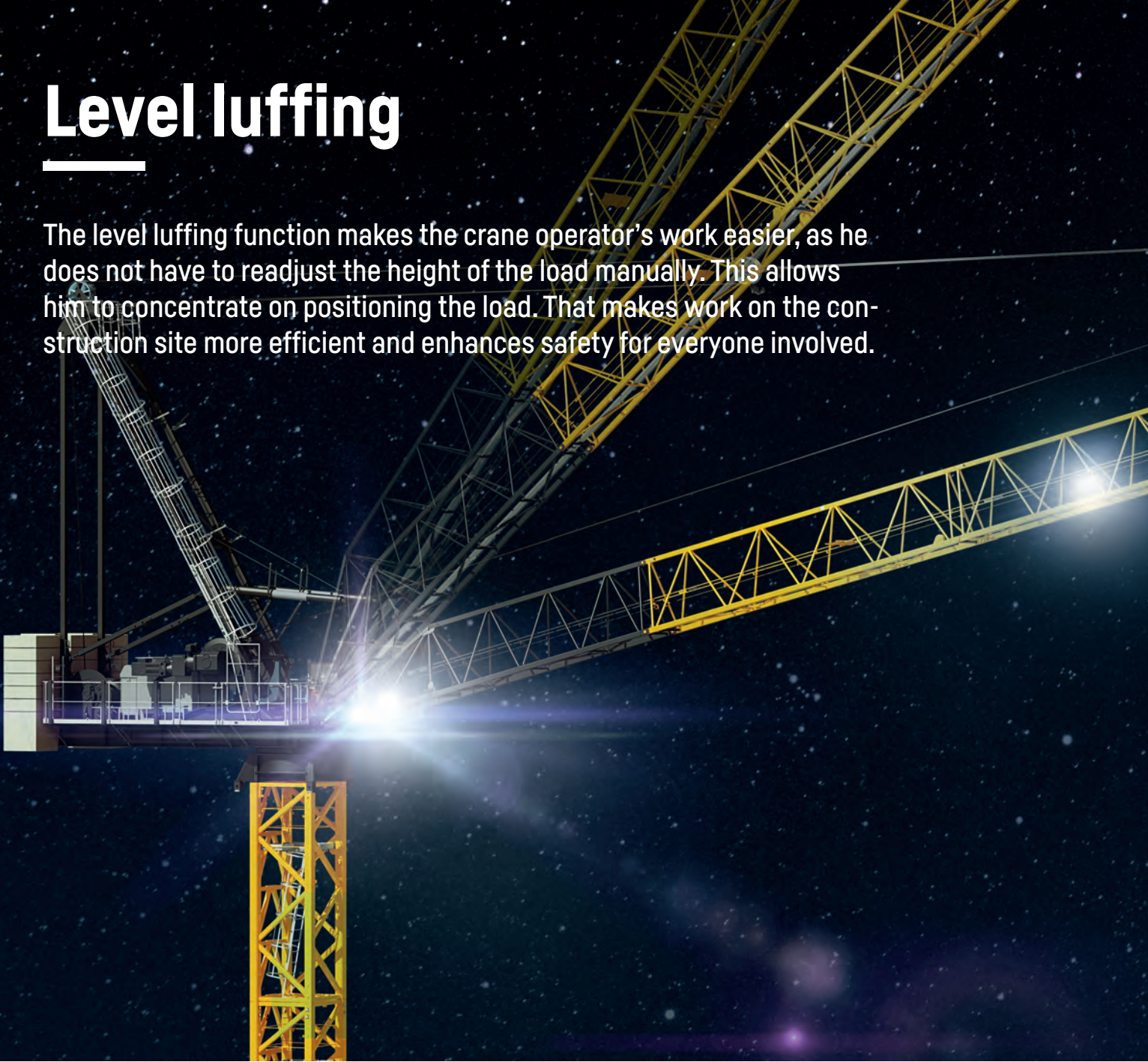


Highly trained

Climbing trainings directly at the manufacturer:
www.liebherr.com/tc/training

Level luffing

The level luffing function makes the crane operator's work easier, as he does not have to readjust the height of the load manually. This allows him to concentrate on positioning the load. That makes work on the construction site more efficient and enhances safety for everyone involved.



Moves loads in a straight line.

Precise movement of loads is indispensable for efficiency and safety on the construction site. Filigree prefabricated building elements, the use of glass or light alloy components, concreting work under time pressure and the ever smaller construction sites are challenges that need to be mastered by crane operators.

The level luffing of the Litronic control system for HC-L luffing jib cranes enables straight load transport and highly precise positioning.



If the assistant is activated when moving the jib, the control system automatically readjusts the hoist gear. The exact calculation means the load can be moved along a horizontal line. Such precise work is possible with concreting work in particular.



The level luffing can be used flexibly. Depending on the type of hoisting, the crane operator can decide whether to use the assistant or not. The level luffing can also be activated or deactivated during hoisting.

Safety and comfort



Full control lever distance available at all times

Heavy loads call for careful work in particular. That entails special challenges for the crane and operator. The Litronic control system means the full control lever distance is always available, irrespective of the potential speed – so you can master this perfectly. You can therefore use the drive speed reduction to handle heavy loads with special care.



Precision in the wind

Wind on the construction site is a crucial factor in crane operation. To enable the highest level of safety and precision at all times, Litronic cranes are equipped with wind force moment control. The control registers the movements of the jib via high-resolution sensors and counteracts the movements caused by the wind. In this way, the effect of the wind can also be reduced with large-area loads. As a result, safety and precision are increased on the construction site.



Keep your load under control

High-speed slewing and braking manoeuvres can cause loads to swing. The integrated oscillation damping system compensates this automatically – a major step forwards for site safety since it increases the crane operator's control of the load.



Slew however you wish

Every manufacturer follows their own philosophy for the crane control. That's especially noticeable when a crane operator changes the type and requires a longer familiarisation time. The Litronic consigns this problem to the past.

Every crane operator can opt for one of three slewing modes and adjust these to his situation, without the need for a service technician. That allows crane operators to adapt the slewing behaviour of the cranes to personal preferences.

Large construction sites demand team work

The smart assistants of the Liebherr Litronic enable such a hazard-free and productive cooperation.





Human-machine interface



Tower Crane Operating System

The new tower crane operating system has primarily been optimised in terms of usability. Just a few finger taps lead to the desired setting. The always visible menu ribbon ensures easy navigation. Long training and familiarisation times are significantly reduced thanks to the simple user interface, which has been adapted to the needs of different users.



Scaling assistant

Scaling is one of the most important processes in the safe commissioning of a crane. The newly developed scaling assistant offers service technicians predefined screens for this process. The system requires just one piece of information from the user per screen and a progress bar aids orientation.

The control system automatically adopts the right load curve and correct setting values. A logic check of the settings runs in the background at the same time. Using the scaling assistant makes scaling much easier and even safer than before, including in challenging conditions.

Targeted relocation

The TC-OS is a useful tool when positioning loads. As well as displaying the trolley position, it allows up to five reference points to be defined and clearly named. This means that the crane can return to a specific handling point time and again.

During servicing

The display also helps to prevent downtimes. It shows warnings and error messages in plain text. This allows you to respond right away and avoid potential interruptions in advance.

Control stand



Ergonomic control stand

23 High strain during crane travel and long sitting mean you can often lose concentration. To help the crane operator remain concentrated and retain a high level of work performance, the Liebherr cabin contains a control stand that sets new benchmarks in the field of ergonomics. The seat can be adjusted in various directions so as to ensure the correct

position and best view at all times. It also enables customised control levers and armrests, allowing you to retain sensitivity over the course of a long day. A sophisticated heating and air-conditioning system rounds off the equipment in the cabin.



Control lever

The control levers, which have been designed jointly with customers and users, ensure access to all essential crane functions. In addition to all crane drives, the special functions Micromove and Load-Plus can also be activated during ongoing operation. This keeps the workflow as smooth as possible.



Radio control

Besides controlling the crane from the cabin, we also provide radio controls for all crane models. These have the same functions as are familiar from the cabin. Feedback from the crane is also shown on the radio control display. This allows the crane operator to move freely on the construction site, so as to avoid visual impediments for instance.

Hook camera

You can keep the load in view at all times on the screen in the operator's cabin thanks to autofocus and zoom. The batteries are charged automatically to ensure that the camera system is always available.



Want to master working with the Tower Crane Litronic?

The training centre at Liebherr-Werk Biberach GmbH offers diverse trainings regarding all aspects of control and work with cranes.

More information at:

www.liebherr.com/tc/training

This information is supplied without liability. Subject to technical modifications.
Printed in Germany by leR • For Sale Services GmbH • LBC-842-10.22_de

Liebherr-Werk Biberach GmbH

Memminger Straße 120 • 88400 Biberach an der Riß, Deutschland
Telefon +49 7351 41-0 • info.lbc@liebherr.com • www.liebherr.com

LIEBHERR